

Traffic Report

Traffic Overview from Fri Feb 2 2024 to Sun Feb 11 2024

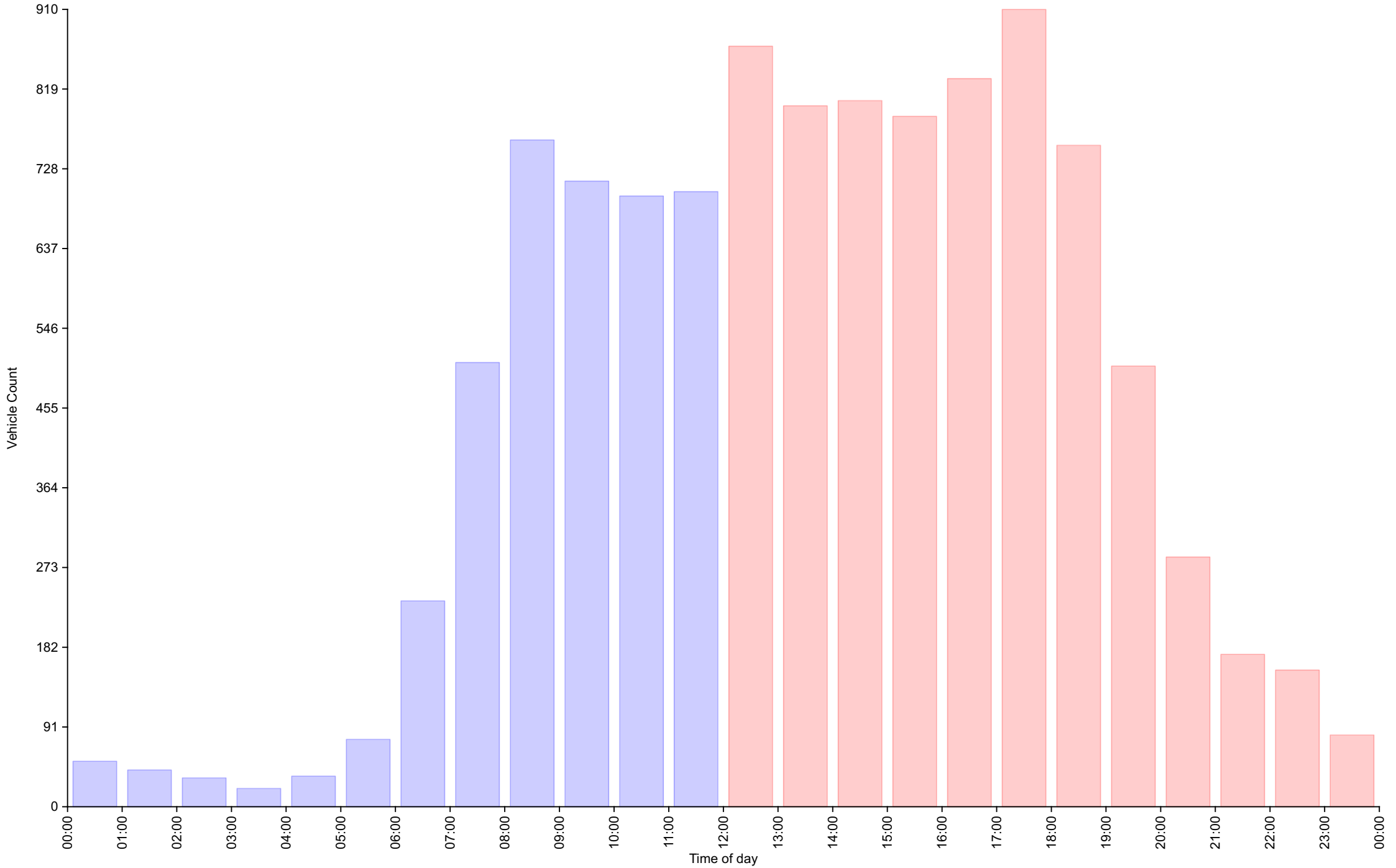
Vehicle Speed Classes (Mph)

	<15	15 20	20 25	25 30	30 35	35 40	40 45	45 50	50 55	55 60	60 65	65 70	>70	Total	85th Percentile
00:00	1	4	16	23	8	0	0	0	0	0	0	0	0	52	29.0
01:00	0	0	8	20	11	0	3	0	0	0	0	0	0	42	32.7
02:00	1	2	9	11	7	3	0	0	0	0	0	0	0	33	30.7
03:00	0	0	9	6	4	0	2	0	0	0	0	0	0	21	30.9
04:00	0	3	11	12	9	0	0	0	0	0	0	0	0	35	29.9
05:00	1	1	27	18	11	10	4	4	1	0	0	0	0	77	37.8
06:00	7	36	91	71	22	6	2	0	0	0	0	0	0	235	28.0
07:00	16	60	190	153	70	15	3	0	0	0	0	0	0	507	29.4
08:00	33	142	360	183	37	6	0	0	0	0	0	0	0	761	25.9
09:00	31	141	359	149	30	3	1	0	0	0	0	0	0	714	25.6
10:00	15	158	386	121	14	3	0	0	0	0	0	0	0	697	24.7
11:00	33	152	374	129	11	3	0	0	0	0	0	0	0	702	24.9
12:00	41	183	474	156	11	2	0	0	0	1	0	0	0	868	24.6
13:00	37	176	412	151	22	2	0	0	0	0	0	0	0	800	25.1
14:00	30	178	424	150	20	3	1	0	0	0	0	0	0	806	24.9
15:00	31	181	408	144	24	0	0	0	0	0	0	0	0	788	24.9
16:00	32	169	417	187	24	2	0	0	0	0	0	0	0	831	25.5
17:00	36	157	463	222	27	3	1	1	0	0	0	0	0	910	25.7
18:00	29	136	357	191	38	4	0	0	0	0	0	0	0	755	26.4
19:00	21	55	243	147	31	5	1	0	0	0	0	0	0	503	27.1
20:00	5	35	122	94	24	4	1	0	0	0	0	0	0	285	27.9
21:00	2	17	78	58	19	0	0	0	0	0	0	0	0	174	28.4
22:00	0	10	74	61	10	0	1	0	0	0	0	0	0	156	27.8
23:00	0	2	45	30	3	1	1	0	0	0	0	0	0	82	27.3
AM Total	138	699	1840	896	234	49	15	4	1	0	0	0	0		
PM Total	264	1299	3517	1591	253	26	6	1	0	1	0	0	0		
Total	402	1998	5357	2487	487	75	21	5	1	1	0	0	0		
Percent	3.71%	18.44%	49.45%	22.96%	4.50%	0.69%	0.19%	0.05%	0.01%	0.01%	0.00%	0.00%	0.00%		

Total Vehicles : 10834
 30th Percentile : 19.9 MPH
 50th Percentile : 21.8 MPH
 85th Percentile : 26.1 MPH
 95th Percentile : 29.3 MPH
 Average Speed : 22.4 MPH
 Highest Speed : 54.8 MPH

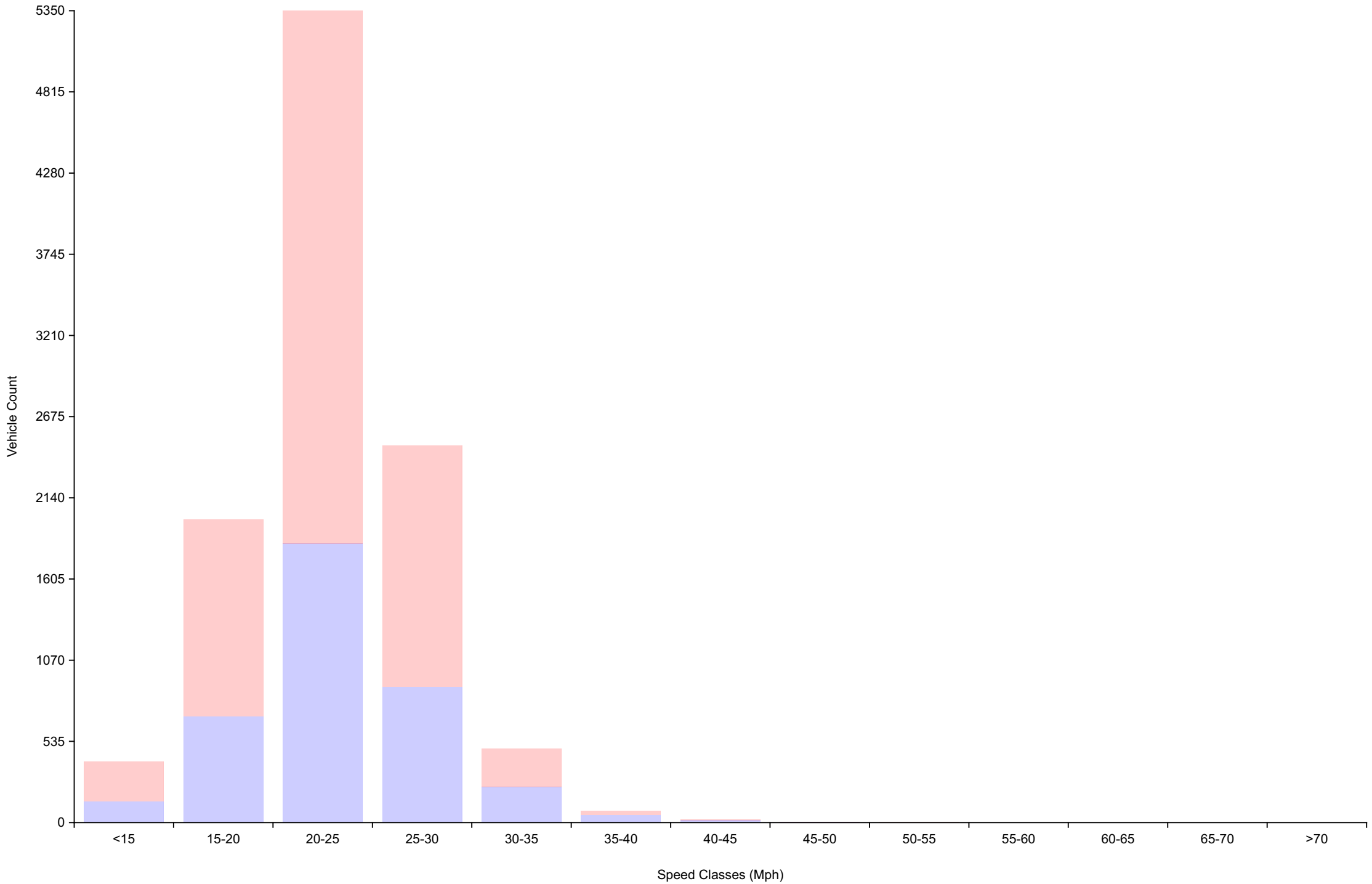
Vehicle Counts By Hour

Traffic Overview from Fri Feb 2 2024 to Sun Feb 11 2024
(60 Minute Resolution)



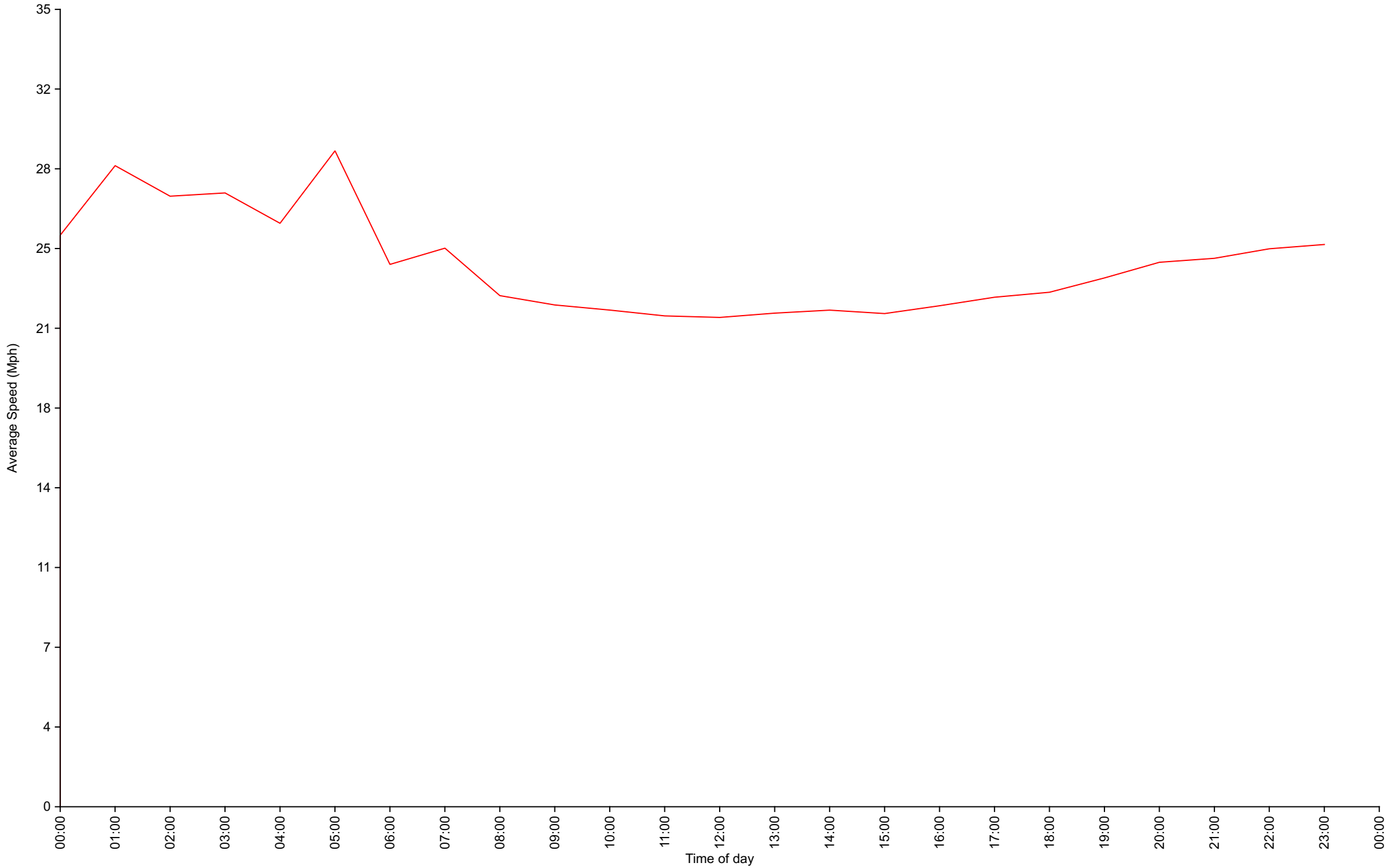
Vehicle Counts By Speed Class

Traffic Overview from Fri Feb 2 2024 to Sun Feb 11 2024



Average Speed By Hour

Traffic Overview from Fri Feb 2 2024 to Sun Feb 11 2024
(60 Minute Resolution)



Cumulative Speed Distribution Curve

Traffic Overview from Fri Feb 2 2024 to Sun Feb 11 2024

