

Traffic Report

Traffic Overview from Wed Dec 13 2023 to Wed Jan 3 2024

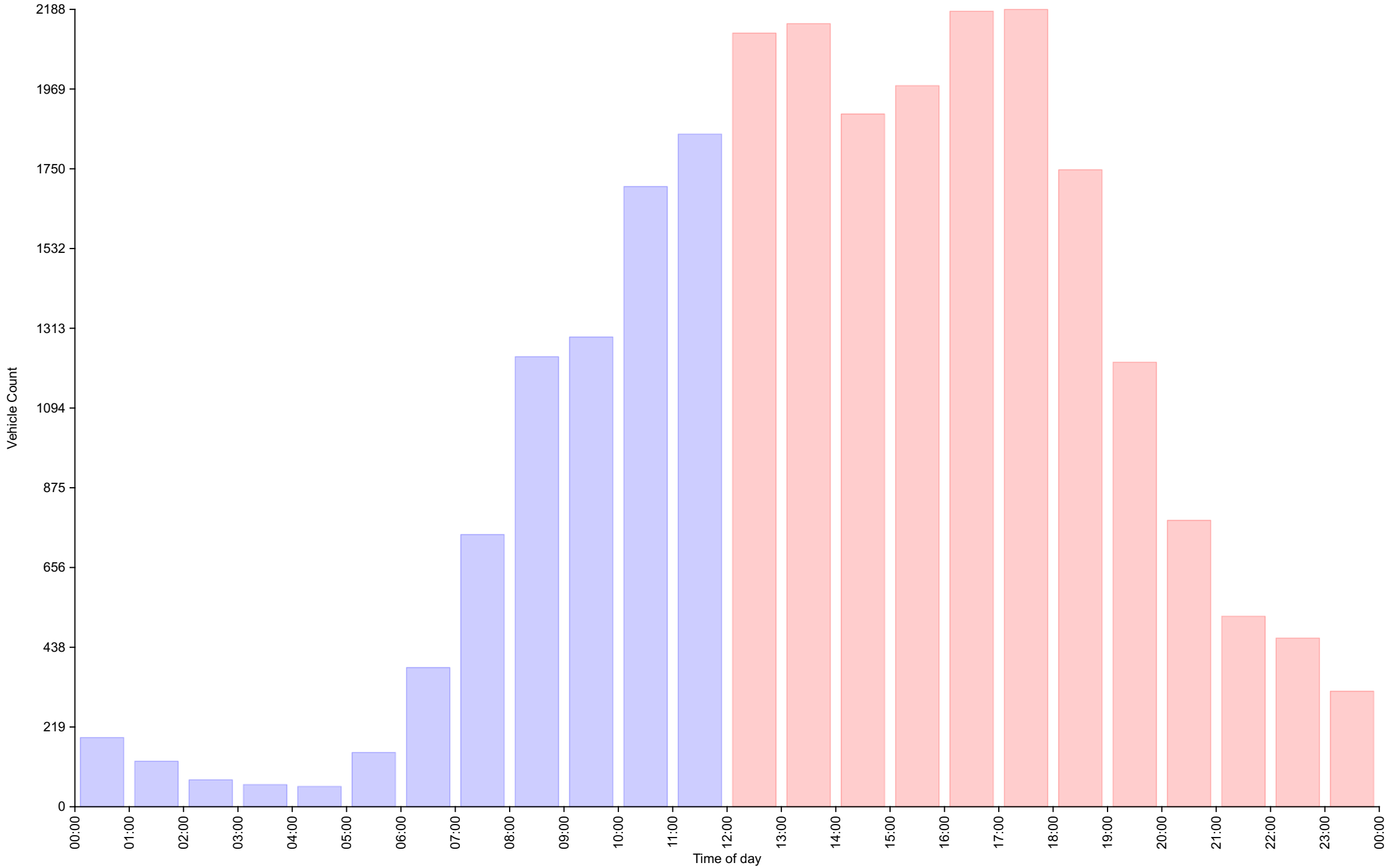
Vehicle Speed Classes (Mph)

	<15	15 20	20 25	25 30	30 35	35 40	40 45	45 50	50 55	55 60	60 65	65 70	>70	Total	85th Percentile
00:00	7	2	8	29	54	30	34	18	5	2	0	1	0	190	43.6
01:00	1	2	6	28	29	23	17	11	5	2	0	1	0	125	44.1
02:00	2	1	5	15	12	14	12	9	3	0	1	0	0	74	44.3
03:00	10	1	3	9	9	15	11	1	1	1	0	0	0	61	41.9
04:00	6	0	1	1	4	11	18	7	3	4	1	0	0	56	47.6
05:00	14	1	5	11	25	25	24	24	13	4	3	0	0	149	48.4
06:00	23	5	18	55	71	73	58	40	27	10	2	0	0	382	45.7
07:00	11	12	85	187	167	102	98	49	25	10	1	0	0	747	42.6
08:00	22	37	154	392	308	160	90	48	16	5	3	0	0	1235	38.1
09:00	13	53	156	373	358	146	106	53	24	5	0	1	1	1289	38.9
10:00	15	51	211	507	428	266	135	58	22	4	3	2	0	1702	38.1
11:00	19	65	187	552	511	262	133	78	31	6	0	2	0	1846	38.5
12:00	14	60	224	684	571	300	164	64	33	7	2	0	0	2123	37.9
13:00	26	47	202	632	600	311	173	100	47	10	1	0	0	2149	39.2
14:00	9	43	157	591	544	269	149	103	30	5	1	0	0	1901	39.1
15:00	22	41	192	600	564	299	156	63	30	10	2	0	0	1979	38.3
16:00	25	45	230	692	604	287	172	82	35	10	1	0	0	2183	38.3
17:00	22	50	241	762	581	280	152	77	17	4	2	0	0	2188	37.3
18:00	23	29	164	529	463	276	159	71	26	3	5	0	0	1748	39.0
19:00	33	33	125	302	311	207	110	69	23	6	1	0	0	1220	39.9
20:00	18	19	52	148	216	147	101	49	19	10	6	1	0	786	41.9
21:00	13	22	42	105	135	96	55	36	15	2	2	0	0	523	41.5
22:00	10	13	27	92	129	86	61	29	11	4	1	0	0	463	42.1
23:00	7	3	11	60	86	61	51	25	7	4	2	0	0	317	42.1
AM Total	143	230	839	2159	1976	1127	736	396	175	53	14	7	1		
PM Total	222	405	1667	5197	4804	2619	1503	768	293	75	26	1	0		
Total	365	635	2506	7356	6780	3746	2239	1164	468	128	40	8	1		
Percent	1.43%	2.50%	9.85%	28.92%	26.66%	14.73%	8.80%	4.58%	1.84%	0.50%	0.16%	0.03%	0.00%		

Total Vehicles : 25436
 30th Percentile : 27.4 MPH
 50th Percentile : 30.1 MPH
 85th Percentile : 39.4 MPH
 95th Percentile : 45.7 MPH
 Average Speed : 31.8 MPH
 Highest Speed : 82.8 MPH

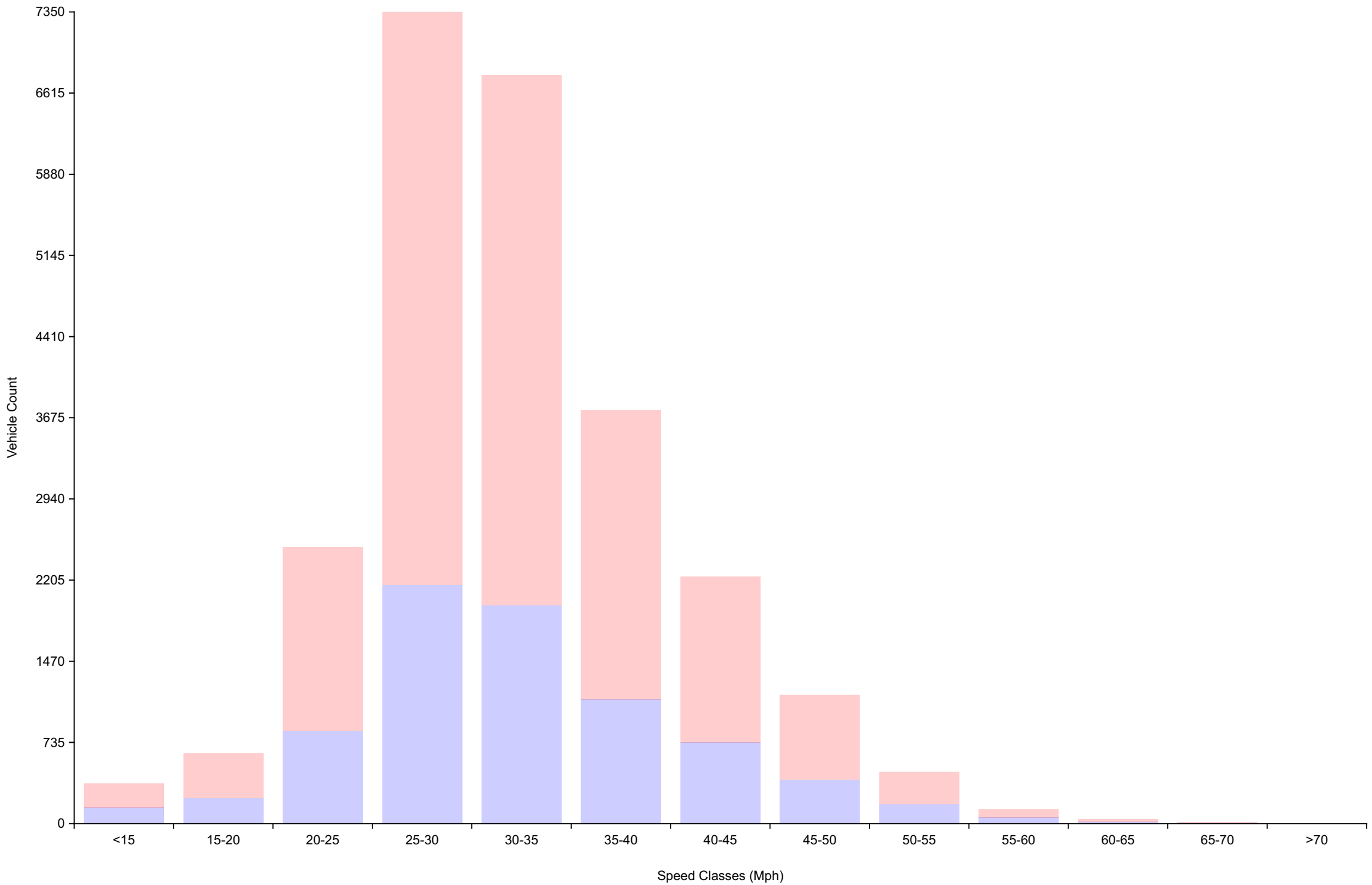
Vehicle Counts By Hour

Traffic Overview from Wed Dec 13 2023 to Wed Jan 3 2024
(60 Minute Resolution)



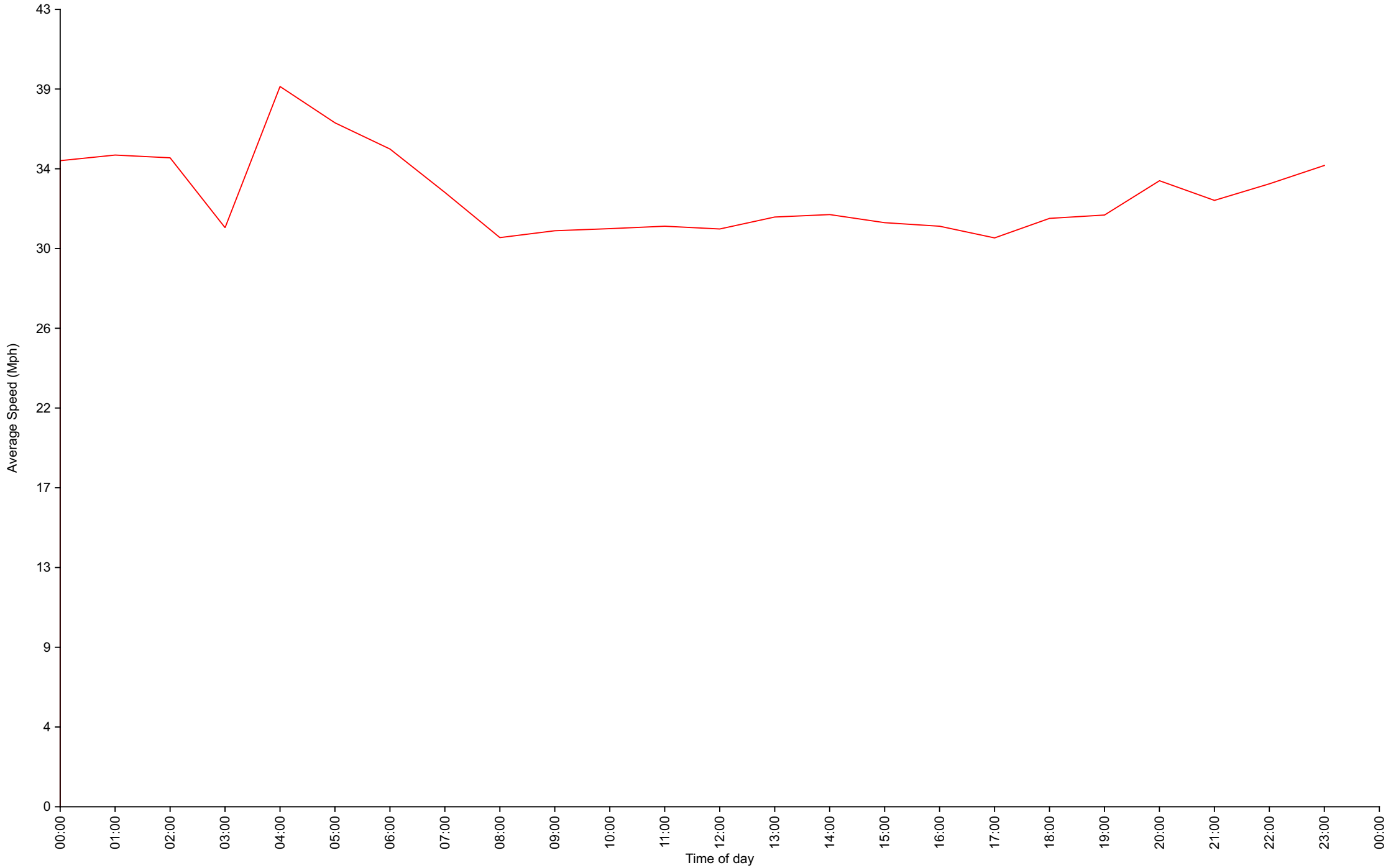
Vehicle Counts By Speed Class

Traffic Overview from Wed Dec 13 2023 to Wed Jan 3 2024



Average Speed By Hour

Traffic Overview from Wed Dec 13 2023 to Wed Jan 3 2024
(60 Minute Resolution)



Cumulative Speed Distribution Curve

Traffic Overview from Wed Dec 13 2023 to Wed Jan 3 2024

