

Traffic Report

Traffic Overview from Mon Nov 20 2023 to Thu Nov 30 2023

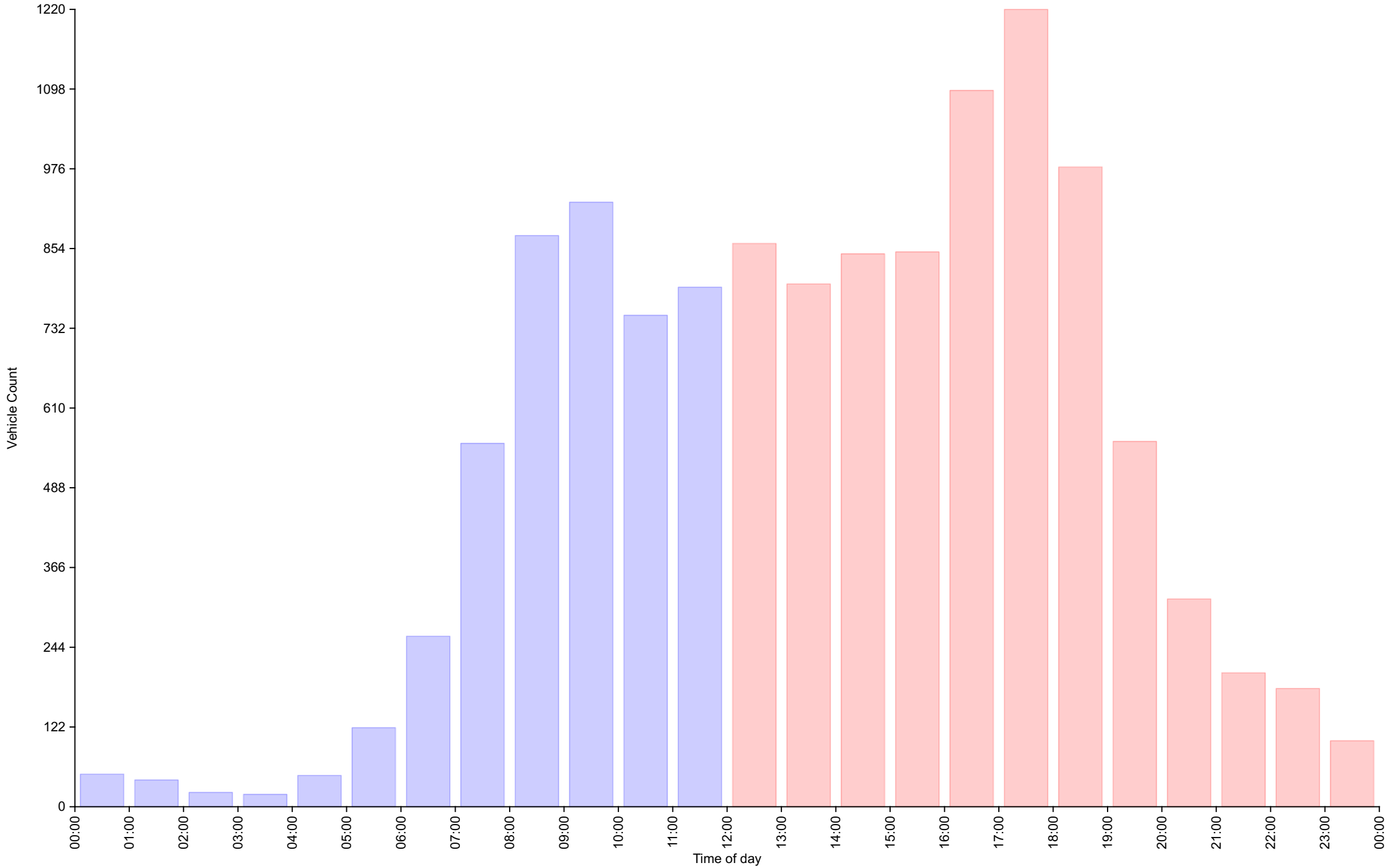
Vehicle Speed Classes (Mph)

	<15	15 20	20 25	25 30	30 35	35 40	40 45	45 50	50 55	55 60	60 65	65 70	>70	Total	85th Percentile
00:00	0	2	14	22	12	0	0	0	0	0	0	0	0	50	30.4
01:00	0	0	9	20	9	3	0	0	0	0	0	0	0	41	31.0
02:00	0	3	4	10	3	2	0	0	0	0	0	0	0	22	30.4
03:00	0	0	8	8	2	1	0	0	0	0	0	0	0	19	29.6
04:00	0	1	14	6	16	10	1	0	0	0	0	0	0	48	35.9
05:00	0	13	38	27	24	17	2	0	0	0	0	0	0	121	34.2
06:00	7	54	84	85	23	6	2	0	0	0	0	0	0	261	28.4
07:00	30	109	240	134	38	5	0	0	0	0	0	0	0	556	26.6
08:00	75	179	410	173	35	2	0	0	0	0	0	0	0	874	25.7
09:00	76	243	442	141	22	1	0	0	0	0	0	0	0	925	24.4
10:00	28	151	432	124	16	1	0	0	0	0	0	0	0	752	24.6
11:00	30	174	443	139	8	1	0	0	0	0	0	0	0	795	24.7
12:00	35	197	481	129	19	1	0	0	0	0	0	0	0	862	24.4
13:00	20	147	445	165	21	2	0	0	0	0	0	0	0	800	25.3
14:00	37	188	445	150	22	2	2	0	0	0	0	0	0	846	25.1
15:00	42	187	432	157	25	6	0	0	0	0	0	0	0	849	25.1
16:00	52	241	582	196	22	3	0	0	0	0	0	0	0	1096	24.8
17:00	58	298	603	222	34	5	0	0	0	0	0	0	0	1220	25.2
18:00	40	167	530	212	28	2	0	0	0	0	0	0	0	979	25.4
19:00	11	99	259	158	24	8	0	0	0	0	0	0	0	559	26.5
20:00	5	32	140	101	32	6	2	0	0	0	0	0	0	318	28.6
21:00	5	16	92	67	19	5	1	0	0	0	0	0	0	205	28.4
22:00	3	12	80	67	16	1	1	0	0	1	0	0	0	181	27.8
23:00	0	7	42	43	7	1	1	0	0	0	0	0	0	101	28.2
AM Total	246	929	2138	889	208	49	5	0	0	0	0	0	0		
PM Total	308	1591	4131	1667	269	42	7	0	0	1	0	0	0		
Total	554	2520	6269	2556	477	91	12	0	0	1	0	0	0		
Percent	4.44%	20.19%	50.23%	20.48%	3.82%	0.73%	0.10%	0.00%	0.00%	0.01%	0.00%	0.00%	0.00%		

Total Vehicles : 12480
 30th Percentile : 19.5 MPH
 50th Percentile : 21.4 MPH
 85th Percentile : 25.7 MPH
 95th Percentile : 28.8 MPH
 Average Speed : 22.0 MPH
 Highest Speed : 59.0 MPH

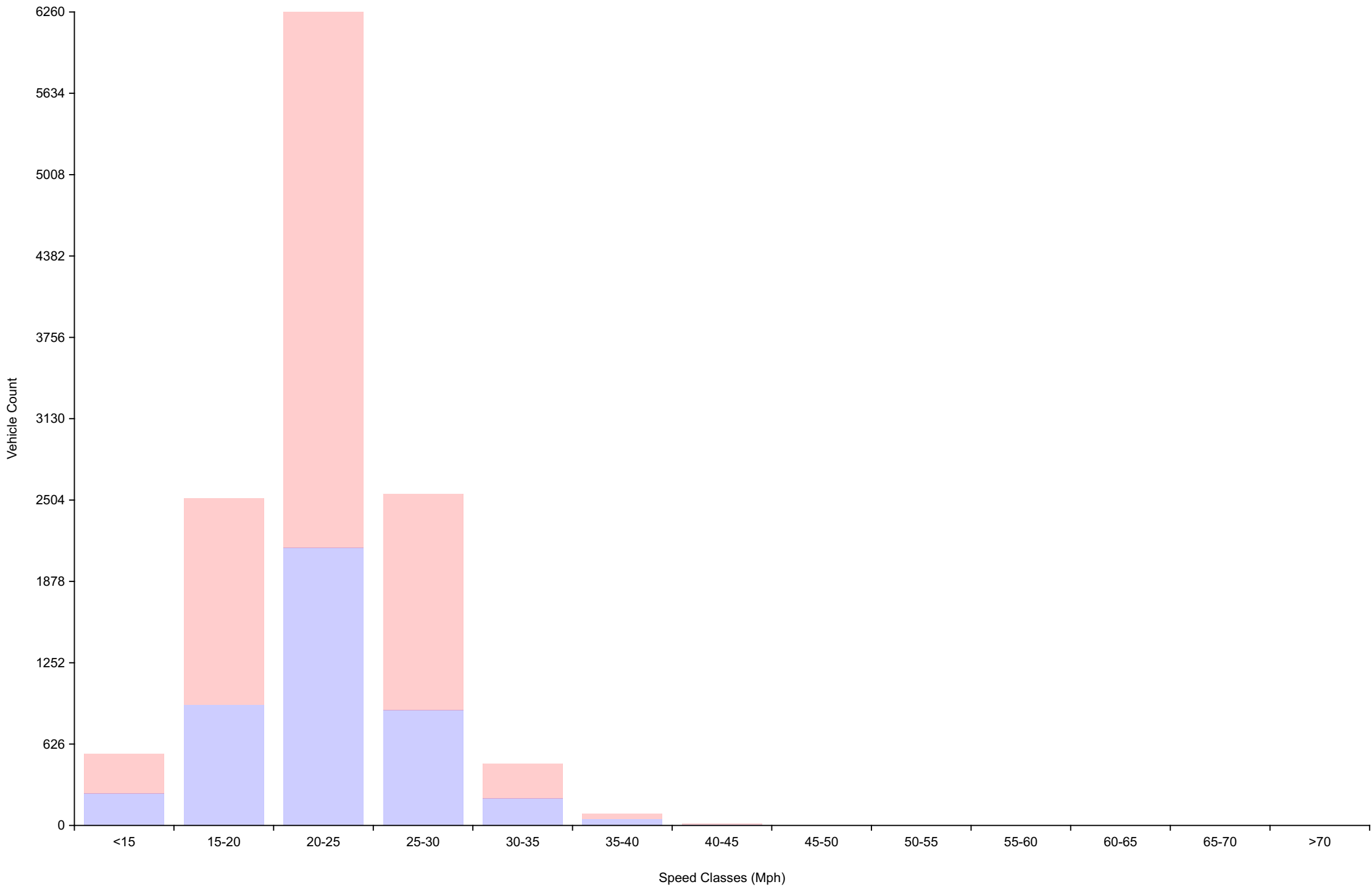
Vehicle Counts By Hour

Traffic Overview from Mon Nov 20 2023 to Thu Nov 30 2023
(60 Minute Resolution)



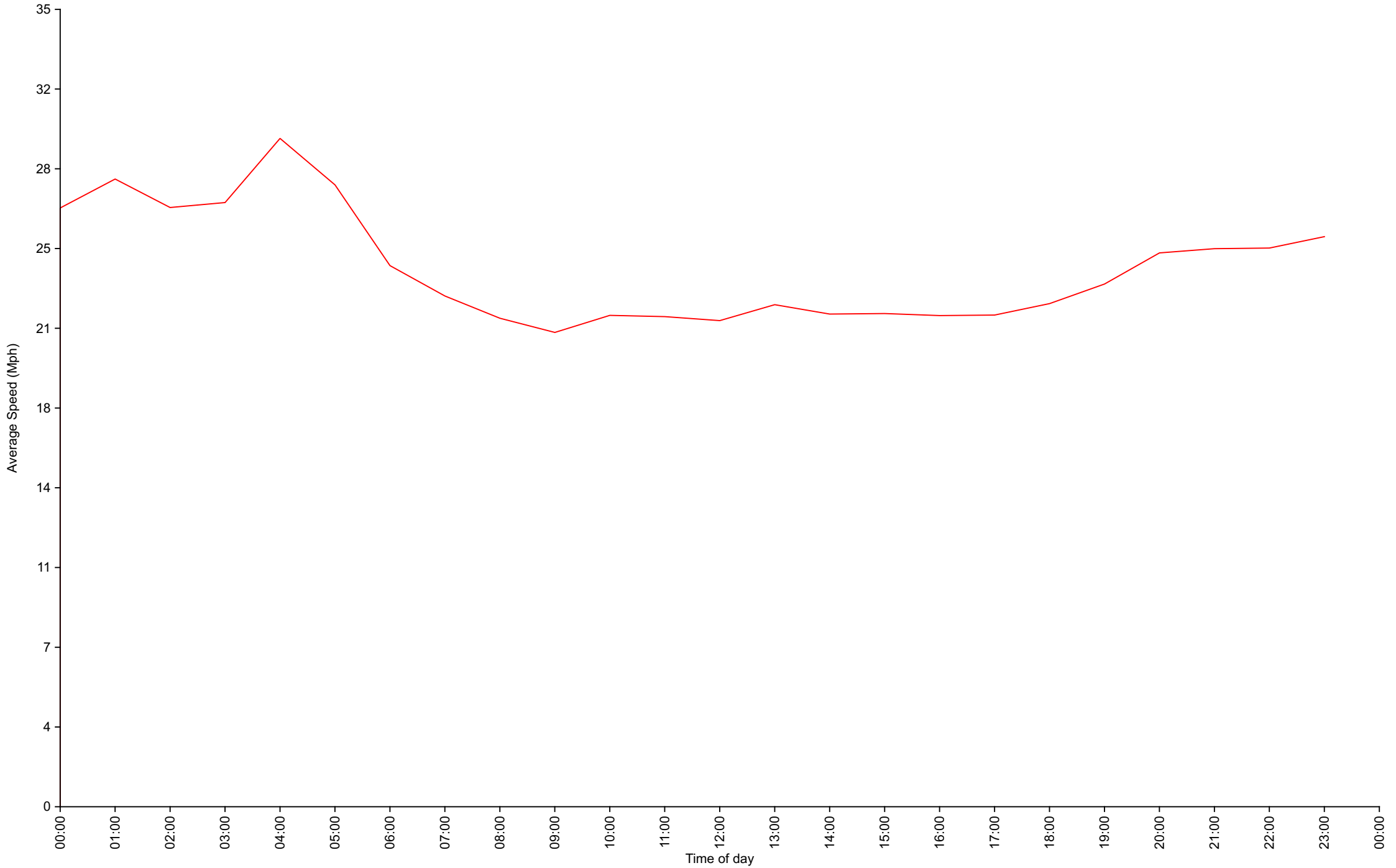
Vehicle Counts By Speed Class

Traffic Overview from Mon Nov 20 2023 to Thu Nov 30 2023



Average Speed By Hour

Traffic Overview from Mon Nov 20 2023 to Thu Nov 30 2023
(60 Minute Resolution)



Cumulative Speed Distribution Curve

Traffic Overview from Mon Nov 20 2023 to Thu Nov 30 2023

