

Traffic Report

Traffic Overview from Wed Sep 13 2023 to Wed Sep 27 2023

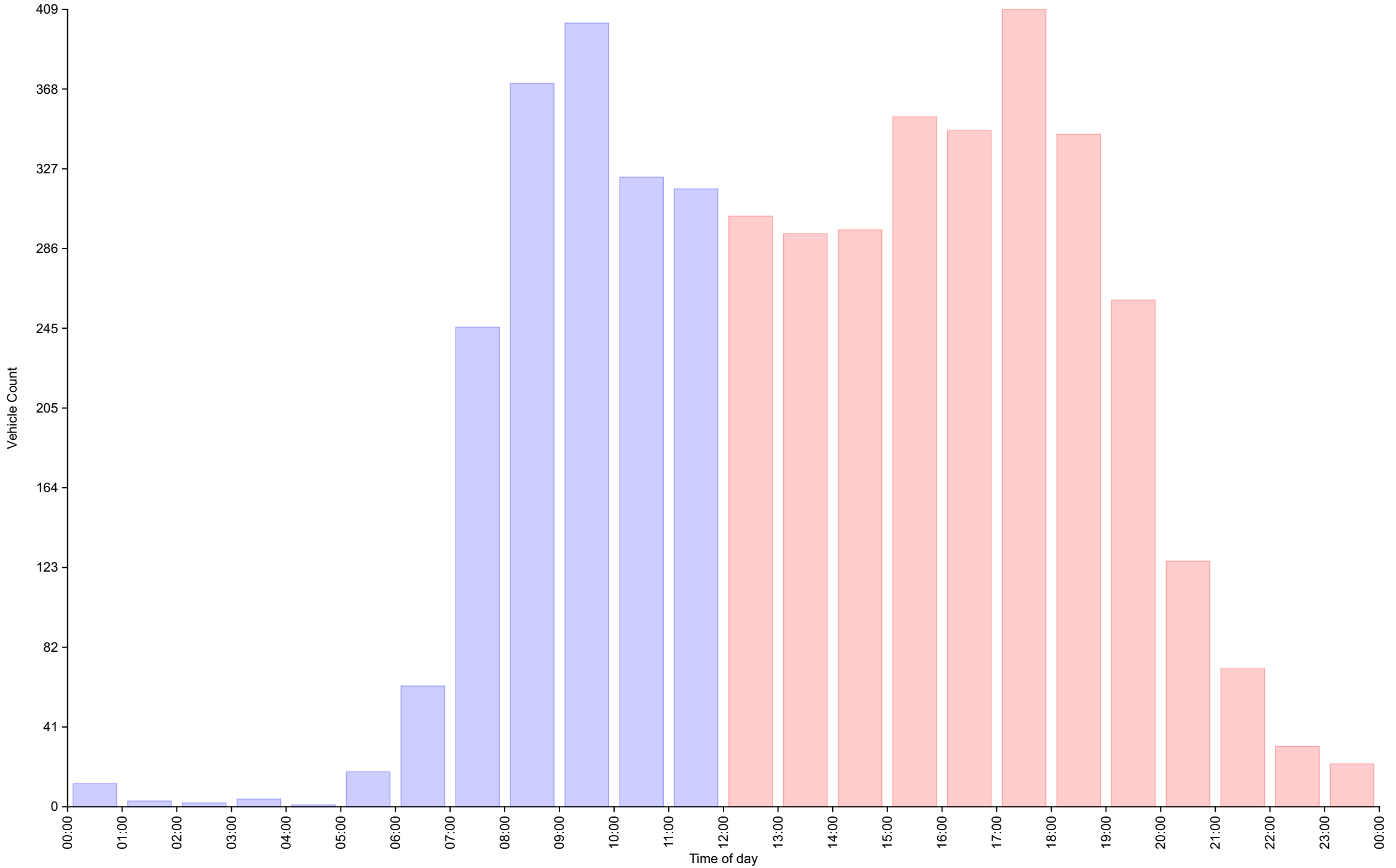
Vehicle Speed Classes (Mph)

	<15	15 20	20 25	25 30	30 35	35 40	40 45	45 50	50 55	55 60	60 65	65 70	>70	Total	85th Percentile
00:00	0	5	4	3	0	0	0	0	0	0	0	0	0	12	25.3
01:00	0	0	3	0	0	0	0	0	0	0	0	0	0	3	19.9
02:00	0	2	0	0	0	0	0	0	0	0	0	0	0	2	18.4
03:00	1	3	0	0	0	0	0	0	0	0	0	0	0	4	18.4
04:00	0	0	0	1	0	0	0	0	0	0	0	0	0	1	25.1
05:00	5	1	10	1	1	0	0	0	0	0	0	0	0	18	23.3
06:00	16	21	22	2	1	0	0	0	0	0	0	0	0	62	22.3
07:00	15	57	106	57	10	1	0	0	0	0	0	0	0	246	26.0
08:00	27	63	206	70	5	0	0	0	0	0	0	0	0	371	24.7
09:00	43	126	175	53	5	0	0	0	0	0	0	0	0	402	23.9
10:00	18	114	143	43	5	0	0	0	0	0	0	0	0	323	24.0
11:00	23	81	162	41	10	0	0	0	0	0	0	0	0	317	24.2
12:00	22	88	144	45	3	1	0	0	0	0	0	0	0	303	24.4
13:00	17	94	140	35	8	0	0	0	0	0	0	0	0	294	23.9
14:00	16	85	142	43	9	1	0	0	0	0	0	0	0	296	24.6
15:00	40	102	166	38	7	1	0	0	0	0	0	0	0	354	23.8
16:00	22	75	175	67	8	0	0	0	0	0	0	0	0	347	25.2
17:00	27	93	198	82	9	0	0	0	0	0	0	0	0	409	25.0
18:00	14	63	194	65	8	0	1	0	0	0	0	0	0	345	25.2
19:00	23	63	125	41	7	0	1	0	0	0	0	0	0	260	24.8
20:00	9	33	58	15	10	1	0	0	0	0	0	0	0	126	26.4
21:00	4	18	36	11	2	0	0	0	0	0	0	0	0	71	24.8
22:00	0	4	19	7	1	0	0	0	0	0	0	0	0	31	26.4
23:00	0	2	13	5	2	0	0	0	0	0	0	0	0	22	25.9
AM Total	148	473	831	271	37	1	0	0	0	0	0	0	0		
PM Total	194	720	1410	454	74	4	2	0	0	0	0	0	0		
Total	342	1193	2241	725	111	5	2	0	0	0	0	0	0		
Percent	7.40%	25.83%	48.52%	15.70%	2.40%	0.11%	0.04%	0.00%	0.00%	0.00%	0.00%	0.00%	0.00%		

Total Vehicles : 4619
 30th Percentile : 18.7 MPH
 50th Percentile : 20.5 MPH
 85th Percentile : 24.6 MPH
 95th Percentile : 27.4 MPH
 Average Speed : 20.9 MPH
 Highest Speed : 40.0 MPH

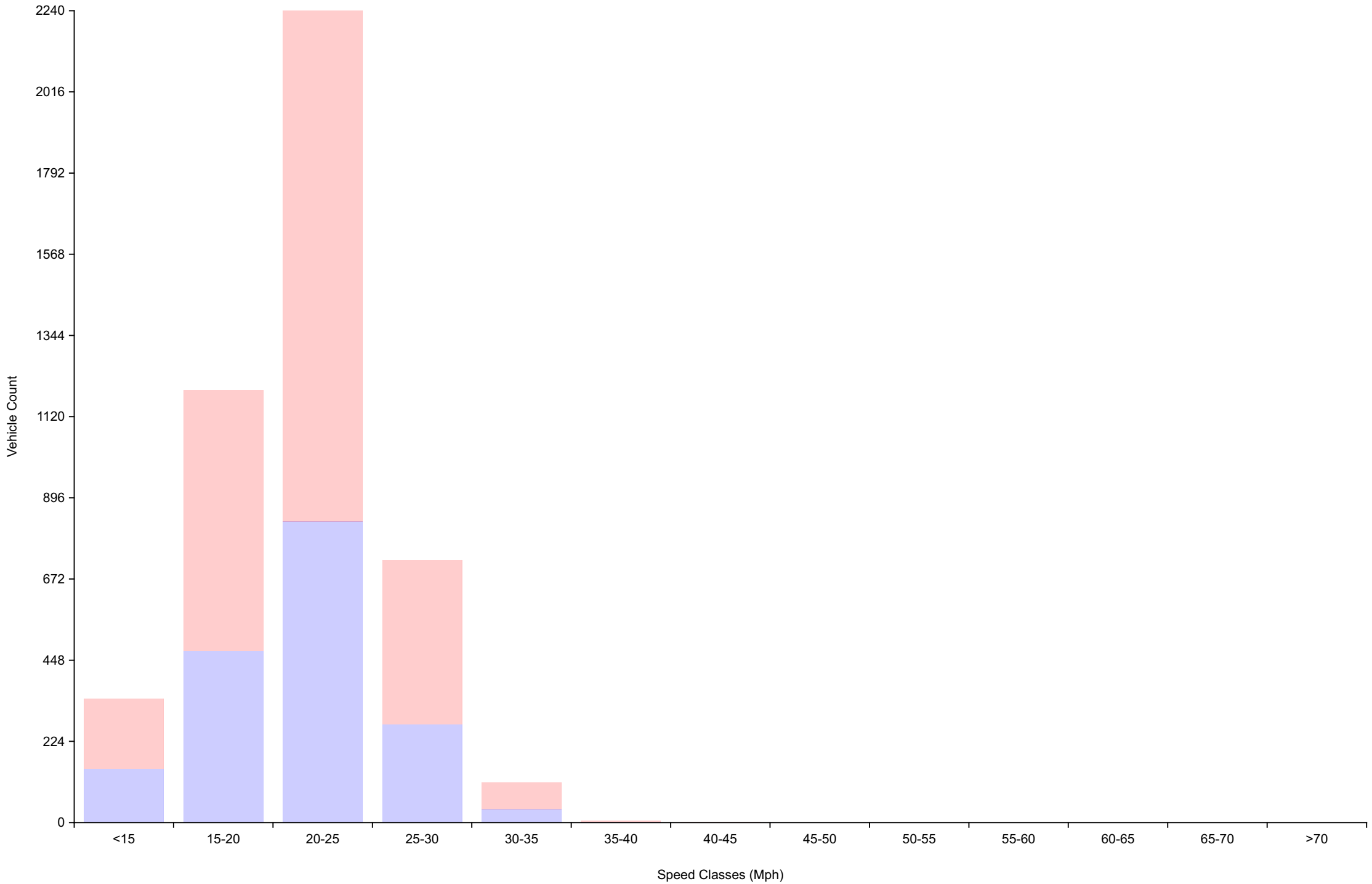
Vehicle Counts By Hour

Traffic Overview from Wed Sep 13 2023 to Wed Sep 27 2023
(60 Minute Resolution)



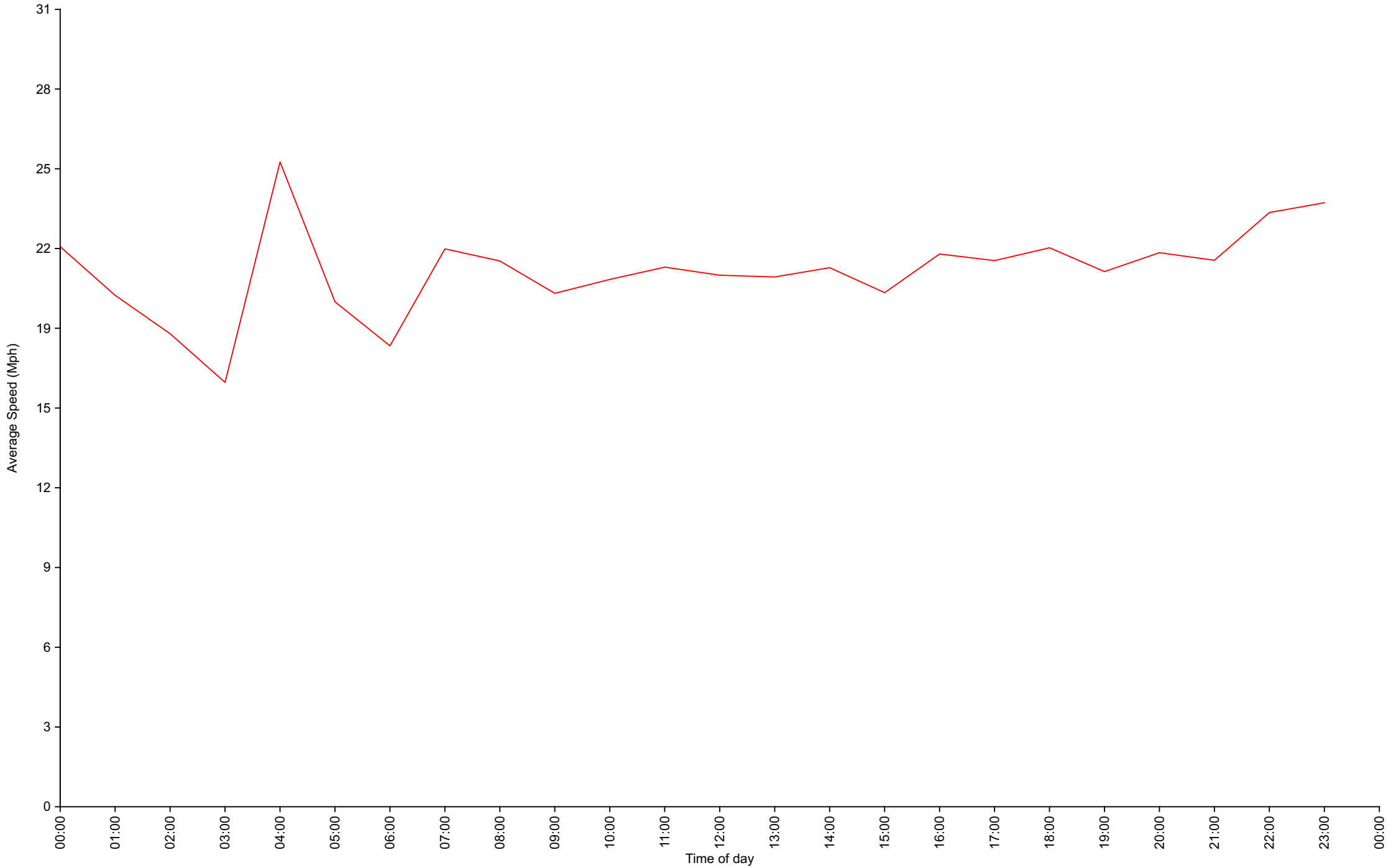
Vehicle Counts By Speed Class

Traffic Overview from Wed Sep 13 2023 to Wed Sep 27 2023



Average Speed By Hour

Traffic Overview from Wed Sep 13 2023 to Wed Sep 27 2023
(60 Minute Resolution)



Cumulative Speed Distribution Curve

Traffic Overview from Wed Sep 13 2023 to Wed Sep 27 2023

