

Traffic Report

Traffic Overview from Thu Aug 17 2023 to Tue Sep 5 2023

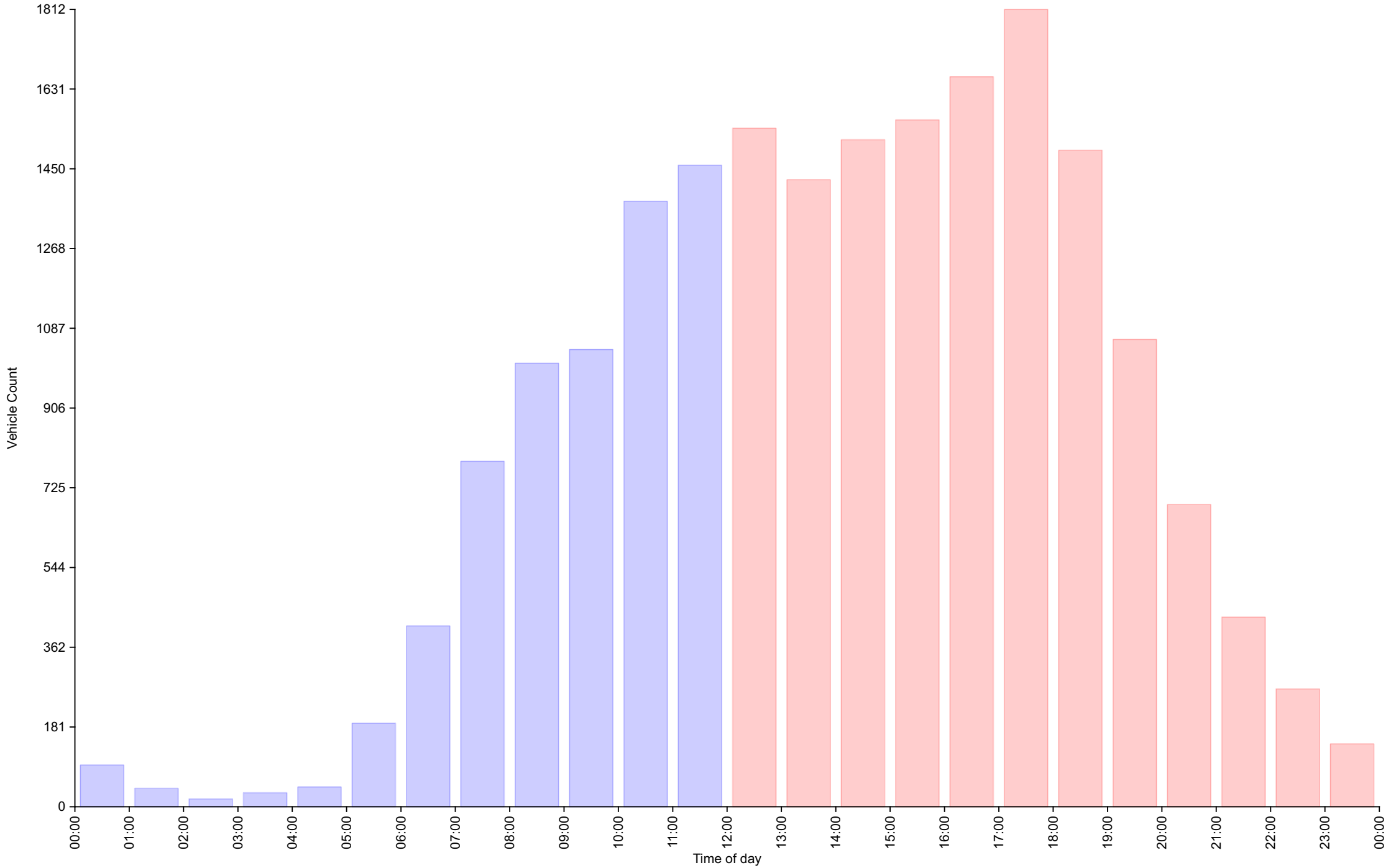
Vehicle Speed Classes (Mph)

	<15	15 20	20 25	25 30	30 35	35 40	40 45	45 50	50 55	55 60	60 65	65 70	>70	Total	85th Percentile
00:00	3	7	34	31	13	6	1	0	0	0	0	0	0	95	30.7
01:00	2	3	15	12	8	1	1	0	0	0	0	0	0	42	29.9
02:00	0	0	3	8	4	2	1	0	0	0	0	0	0	18	34.4
03:00	0	0	7	15	5	3	2	0	0	0	0	0	0	32	31.7
04:00	0	3	10	14	11	5	2	0	0	0	0	0	0	45	34.2
05:00	6	27	53	48	38	13	5	0	0	0	0	0	0	190	32.3
06:00	10	40	147	132	60	20	2	0	0	0	0	0	0	411	30.4
07:00	16	96	312	235	99	24	3	0	0	0	0	0	0	785	29.3
08:00	41	189	477	252	44	5	0	0	0	0	0	0	0	1008	26.3
09:00	54	203	551	199	31	1	0	0	0	0	0	0	0	1039	25.0
10:00	59	302	784	203	25	3	0	0	0	0	0	0	0	1376	24.4
11:00	54	333	810	236	23	2	0	0	0	0	0	0	0	1458	24.5
12:00	69	314	855	272	29	2	0	0	0	1	0	0	0	1542	24.7
13:00	78	310	774	237	20	5	1	0	0	0	0	0	0	1425	24.6
14:00	54	333	803	289	35	1	1	0	0	0	0	0	0	1516	24.9
15:00	88	310	813	310	37	3	0	0	0	0	0	0	0	1561	25.2
16:00	79	333	846	358	40	2	1	0	0	0	0	0	0	1659	25.3
17:00	93	345	924	405	39	5	1	0	0	0	0	0	0	1812	25.4
18:00	47	260	694	408	77	6	0	0	0	0	0	0	0	1492	26.5
19:00	19	129	503	335	63	12	1	0	0	0	0	0	0	1062	27.1
20:00	10	63	301	240	60	11	2	0	0	0	0	0	0	687	28.1
21:00	12	52	166	142	51	5	3	0	0	0	0	0	0	431	28.8
22:00	7	26	107	84	33	11	0	0	0	0	0	0	0	268	29.6
23:00	1	9	56	54	19	3	1	0	0	0	0	0	0	143	29.3
AM Total	245	1203	3203	1385	361	85	17	0	0	0	0	0	0		
PM Total	557	2484	6842	3134	503	66	11	0	0	1	0	0	0		
Total	802	3687	10045	4519	864	151	28	0	0	1	0	0	0		
Percent	3.99%	18.35%	49.98%	22.49%	4.30%	0.75%	0.14%	0.00%	0.00%	0.00%	0.00%	0.00%	0.00%		

Total Vehicles : 20097
 30th Percentile : 19.9 MPH
 50th Percentile : 21.8 MPH
 85th Percentile : 26.0 MPH
 95th Percentile : 29.1 MPH
 Average Speed : 22.4 MPH
 Highest Speed : 56.9 MPH

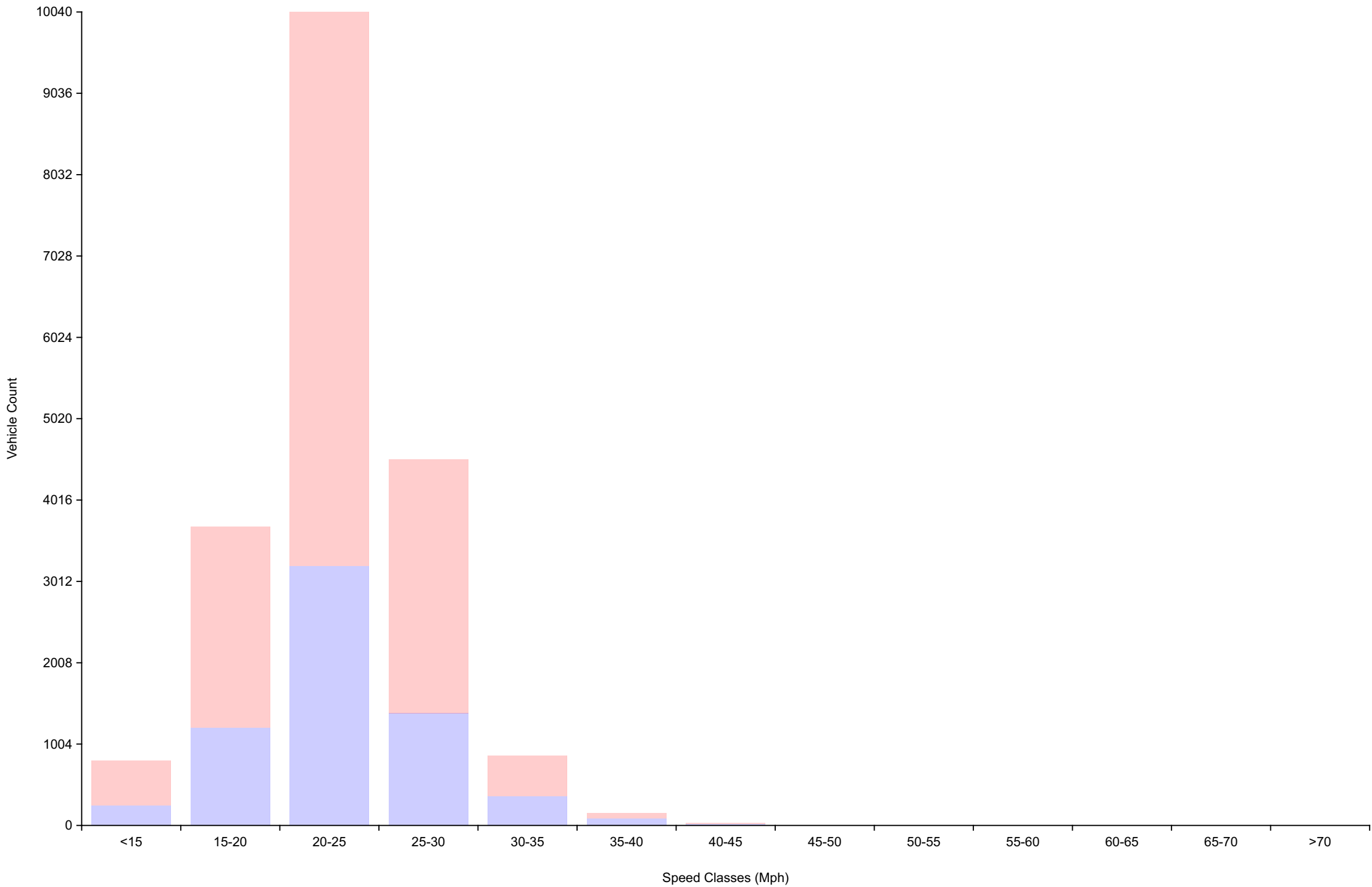
Vehicle Counts By Hour

Traffic Overview from Thu Aug 17 2023 to Tue Sep 5 2023
(60 Minute Resolution)



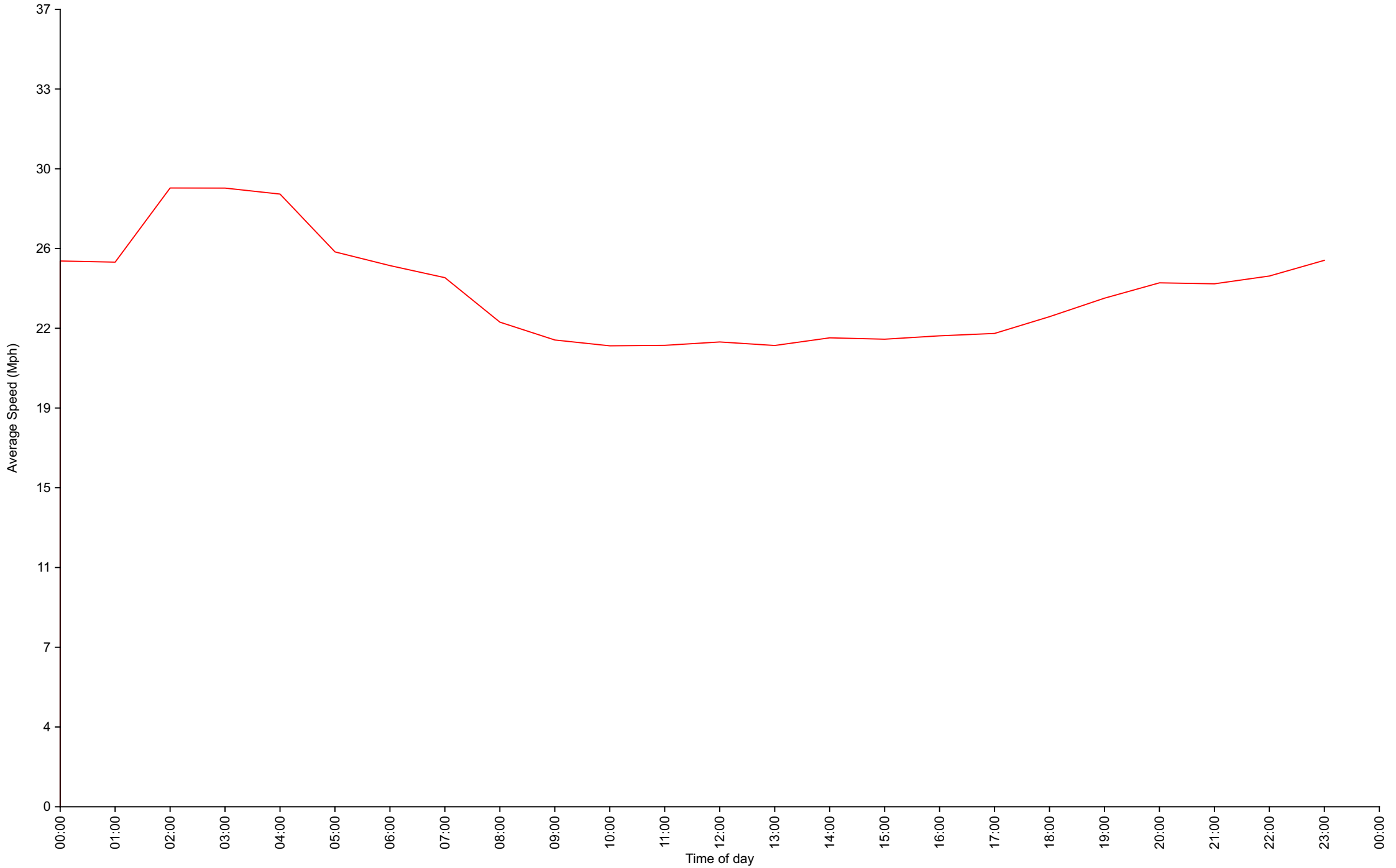
Vehicle Counts By Speed Class

Traffic Overview from Thu Aug 17 2023 to Tue Sep 5 2023



Average Speed By Hour

Traffic Overview from Thu Aug 17 2023 to Tue Sep 5 2023
(60 Minute Resolution)



Cumulative Speed Distribution Curve

Traffic Overview from Thu Aug 17 2023 to Tue Sep 5 2023

