

# Traffic Report

Traffic Overview from Tue May 9 2023 to Sat May 27 2023

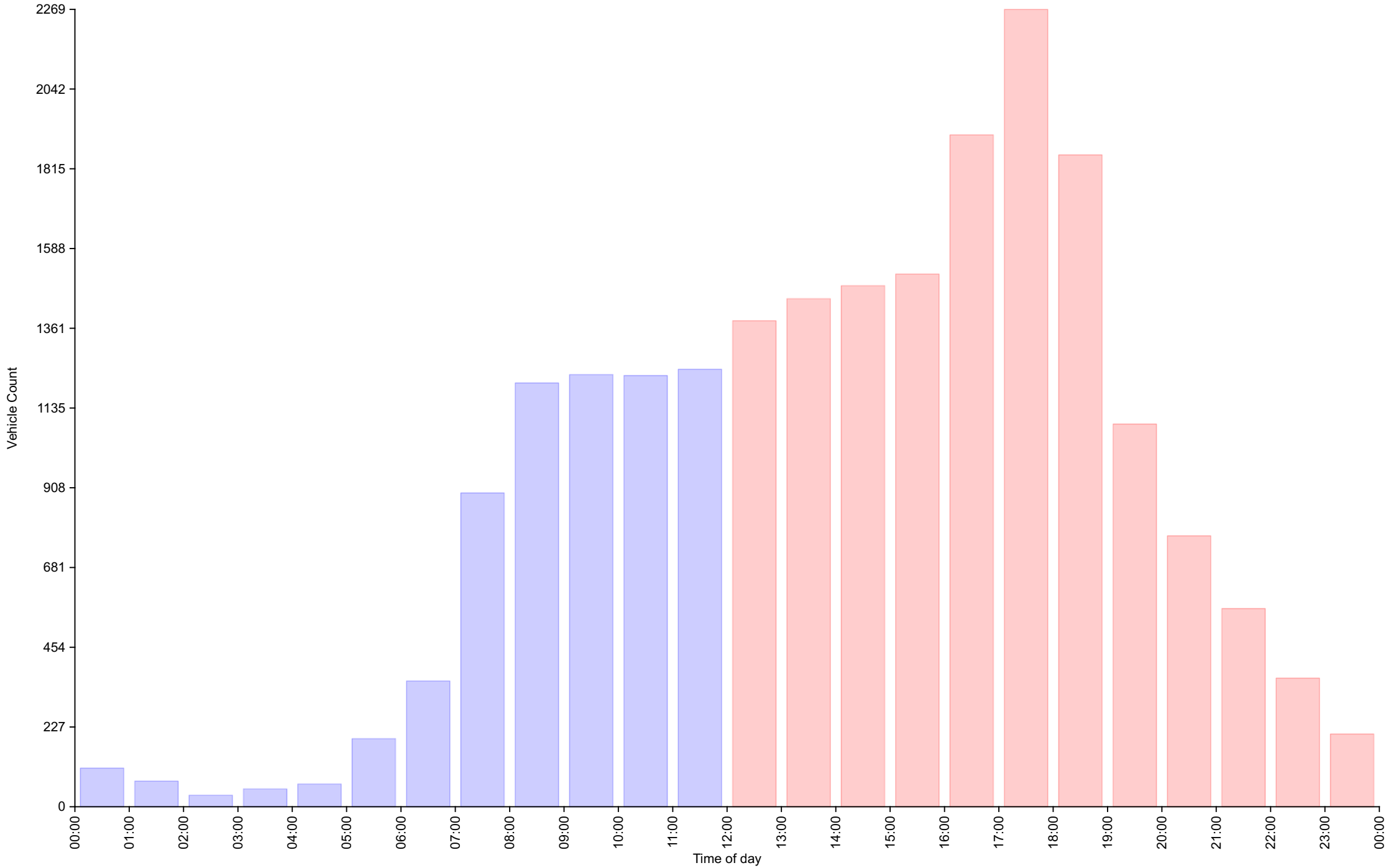
## Vehicle Speed Classes (Mph)

	<15	15 20	20 25	25 30	30 35	35 40	40 45	45 50	50 55	55 60	60 65	65 70	>70	Total	85th Percentile
00:00	1	1	3	23	23	22	11	17	8	1	0	0	0	110	46.9
01:00	0	1	1	13	21	12	12	4	5	2	2	0	0	73	45.1
02:00	0	0	0	1	6	11	9	3	2	0	0	0	<b>1</b>	33	45.1
03:00	0	0	1	7	7	10	17	5	3	1	0	0	0	51	44.5
04:00	0	2	0	2	6	7	11	9	14	<b>10</b>	<b>4</b>	0	0	65	<b>56.1</b>
05:00	3	0	5	21	34	29	35	40	16	8	3	0	0	194	48.8
06:00	<b>18</b>	5	14	53	93	51	55	36	23	8	2	0	0	358	45.4
07:00	4	17	68	228	237	134	<b>96</b>	<b>64</b>	<b>31</b>	10	3	<b>1</b>	0	893	41.9
08:00	6	17	105	419	<b>374</b>	<b>158</b>	82	35	8	1	1	0	0	1206	37.0
09:00	8	26	117	<b>467</b>	348	157	63	31	9	3	1	0	0	1230	36.2
10:00	9	<b>36</b>	107	441	366	136	78	35	12	7	0	0	0	1227	36.4
11:00	9	20	<b>134</b>	450	360	147	66	41	13	3	2	0	0	<b>1245</b>	36.4
12:00	10	25	131	500	398	172	77	52	9	7	2	0	0	1383	36.8
13:00	11	30	105	492	426	188	113	53	20	5	1	<b>2</b>	0	1446	38.2
14:00	6	26	108	482	475	184	125	51	15	9	2	0	0	1483	38.1
15:00	<b>16</b>	29	141	500	459	194	103	55	13	6	0	0	0	1516	37.7
16:00	11	30	145	680	596	216	124	<b>72</b>	<b>29</b>	9	0	0	0	1912	37.5
17:00	12	<b>33</b>	<b>157</b>	<b>778</b>	<b>727</b>	<b>308</b>	<b>156</b>	61	25	10	2	0	0	<b>2269</b>	37.3
18:00	15	17	149	577	598	263	140	69	22	3	1	1	0	1855	38.0
19:00	14	19	95	264	344	168	104	52	19	6	<b>4</b>	0	0	1089	40.0
20:00	14	10	60	174	227	122	95	44	22	2	0	1	0	771	41.1
21:00	9	13	38	95	134	109	80	51	18	<b>13</b>	3	1	0	564	44.1
22:00	2	4	22	67	107	60	44	39	12	7	0	1	<b>1</b>	366	<b>45.0</b>
23:00	1	1	7	38	51	35	37	23	9	4	1	0	0	207	44.5
AM Total	58	125	555	<b>2125</b>	1875	874	535	320	144	54	18	1	1		
PM Total	121	237	1158	<b>4647</b>	4542	2019	1198	622	213	81	16	6	1		
Total	179	362	1713	<b>6772</b>	6417	2893	1733	942	357	135	34	7	2		
Percent	0.83%	1.68%	7.95%	<b>31.43%</b>	29.78%	13.43%	8.04%	4.37%	1.66%	0.63%	0.16%	0.03%	0.01%		

Total Vehicles : 21546  
 30th Percentile : 27.7 MPH  
 50th Percentile : 30.0 MPH  
 85th Percentile : 39.0 MPH  
 95th Percentile : 45.6 MPH  
 Average Speed : 31.9 MPH  
 Highest Speed : 82.9 MPH

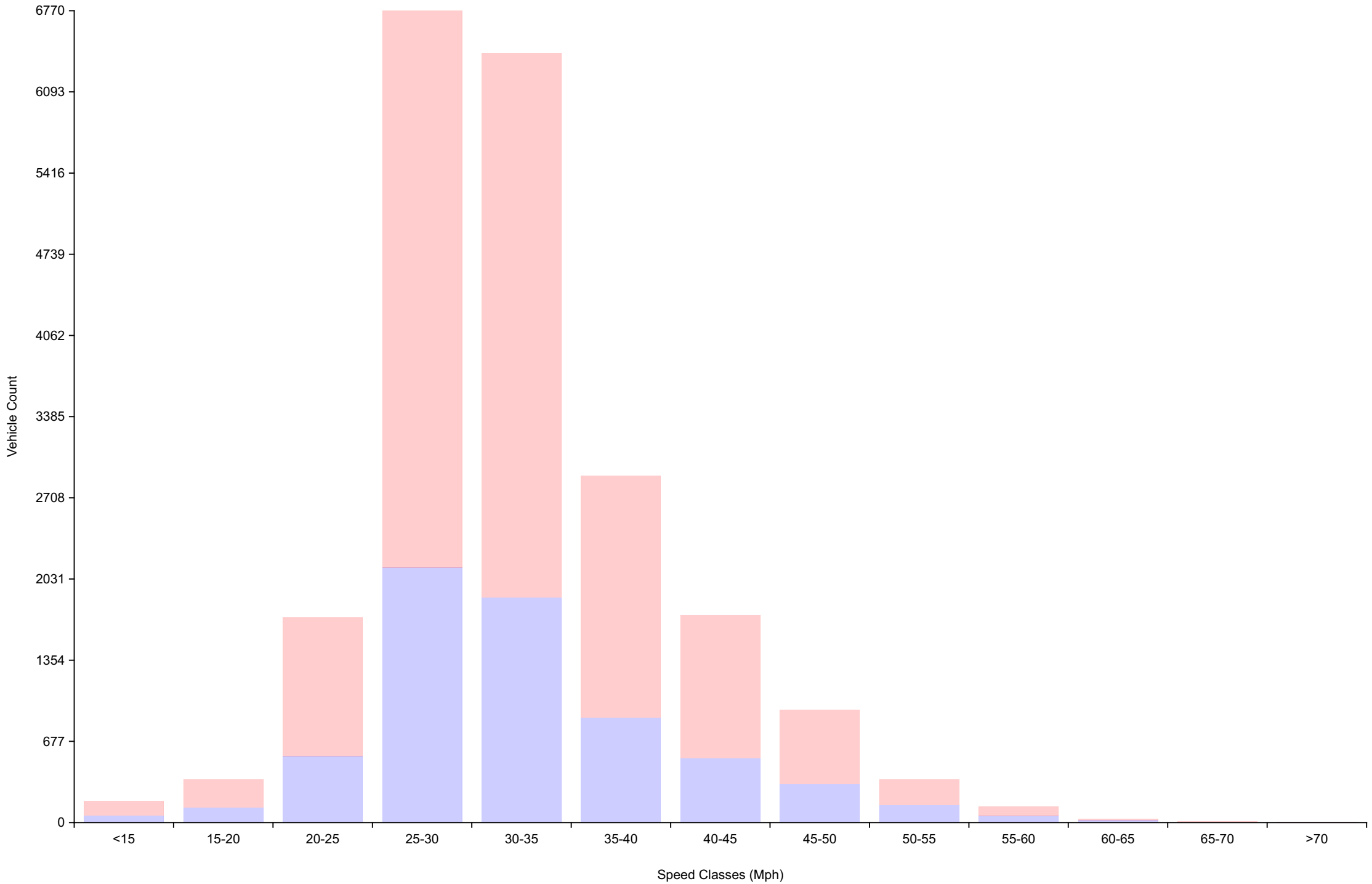
# Vehicle Counts By Hour

Traffic Overview from Tue May 9 2023 to Sat May 27 2023  
(60 Minute Resolution)



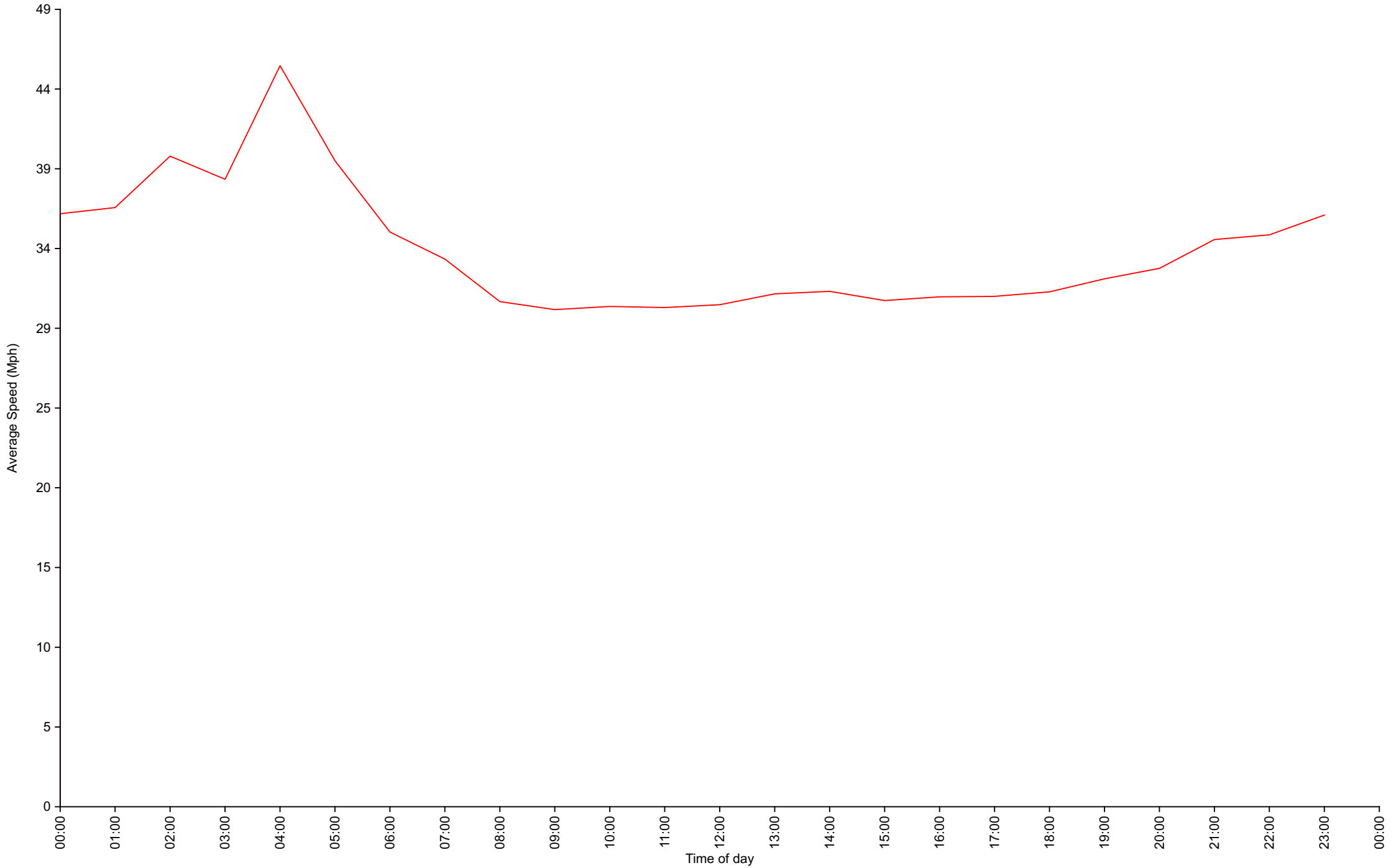
# Vehicle Counts By Speed Class

## Traffic Overview from Tue May 9 2023 to Sat May 27 2023



# Average Speed By Hour

Traffic Overview from Tue May 9 2023 to Sat May 27 2023  
(60 Minute Resolution)



# Cumulative Speed Distribution Curve

Traffic Overview from Tue May 9 2023 to Sat May 27 2023

