

Traffic Report

Traffic Overview from Sat Apr 29 2023 to Sat May 6 2023

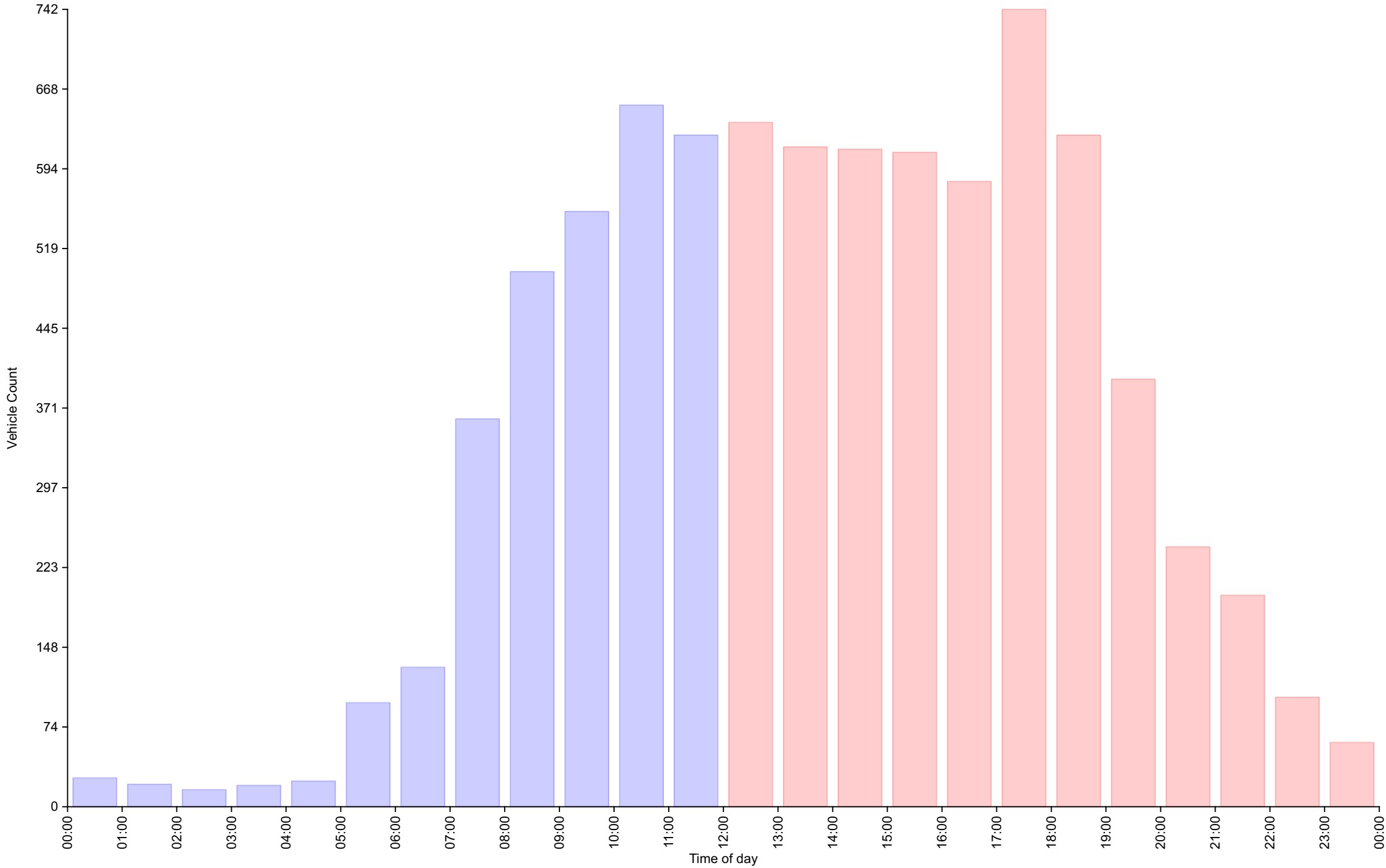
Vehicle Speed Classes (Mph)

	<15	15 20	20 25	25 30	30 35	35 40	40 45	45 50	50 55	55 60	60 65	65 70	>70	Total	85th Percentile
00:00	0	1	6	14	5	1	0	0	0	0	0	0	0	27	29.6
01:00	1	1	7	7	4	1	0	0	0	0	0	0	0	21	30.8
02:00	1	1	7	6	1	0	0	0	0	0	0	0	0	16	27.3
03:00	0	0	3	10	6	1	0	0	0	0	0	0	0	20	31.0
04:00	0	2	7	6	4	4	1	0	0	0	0	0	0	24	35.2
05:00	0	3	34	28	21	10	0	1	0	0	0	0	0	97	32.6
06:00	3	23	45	38	17	3	1	0	0	0	0	0	0	130	29.3
07:00	12	39	168	116	25	1	0	0	0	0	0	0	0	361	27.2
08:00	7	91	228	143	26	3	0	0	0	0	0	0	0	498	26.2
09:00	26	111	306	99	9	3	0	0	0	0	0	0	0	554	25.1
10:00	24	118	377	113	19	2	0	0	0	0	0	0	0	653	25.0
11:00	25	140	338	101	17	2	1	1	0	0	0	0	0	625	24.8
12:00	27	148	334	113	13	2	0	0	0	0	0	0	0	637	24.8
13:00	26	122	326	125	15	0	0	0	0	0	0	0	0	614	25.0
14:00	26	130	314	128	12	2	0	0	0	0	0	0	0	612	25.4
15:00	31	128	316	121	11	2	0	0	0	0	0	0	0	609	25.0
16:00	26	106	323	112	15	0	0	0	0	0	0	0	0	582	24.8
17:00	27	140	374	177	21	3	0	0	0	0	0	0	0	742	25.6
18:00	21	86	308	175	31	4	0	0	0	0	0	0	0	625	26.6
19:00	10	50	172	128	32	6	0	0	0	0	0	0	0	398	28.0
20:00	6	26	106	81	17	5	0	1	0	0	0	0	0	242	28.0
21:00	5	16	68	74	24	5	4	0	1	0	0	0	0	197	29.6
22:00	2	5	42	34	10	7	1	0	1	0	0	0	0	102	29.5
23:00	0	3	21	25	9	1	0	1	0	0	0	0	0	60	30.0
AM Total	99	530	1526	681	154	31	3	2	0	0	0	0	0		
PM Total	207	960	2704	1293	210	37	5	2	2	0	0	0	0		
Total	306	1490	4230	1974	364	68	8	4	2	0	0	0	0		
Percent	3.62%	17.64%	50.08%	23.37%	4.31%	0.81%	0.09%	0.05%	0.02%	0.00%	0.00%	0.00%	0.00%		

Total Vehicles : 8446
 30th Percentile : 20.0 MPH
 50th Percentile : 21.8 MPH
 85th Percentile : 26.0 MPH
 95th Percentile : 29.2 MPH
 Average Speed : 22.5 MPH
 Highest Speed : 51.0 MPH

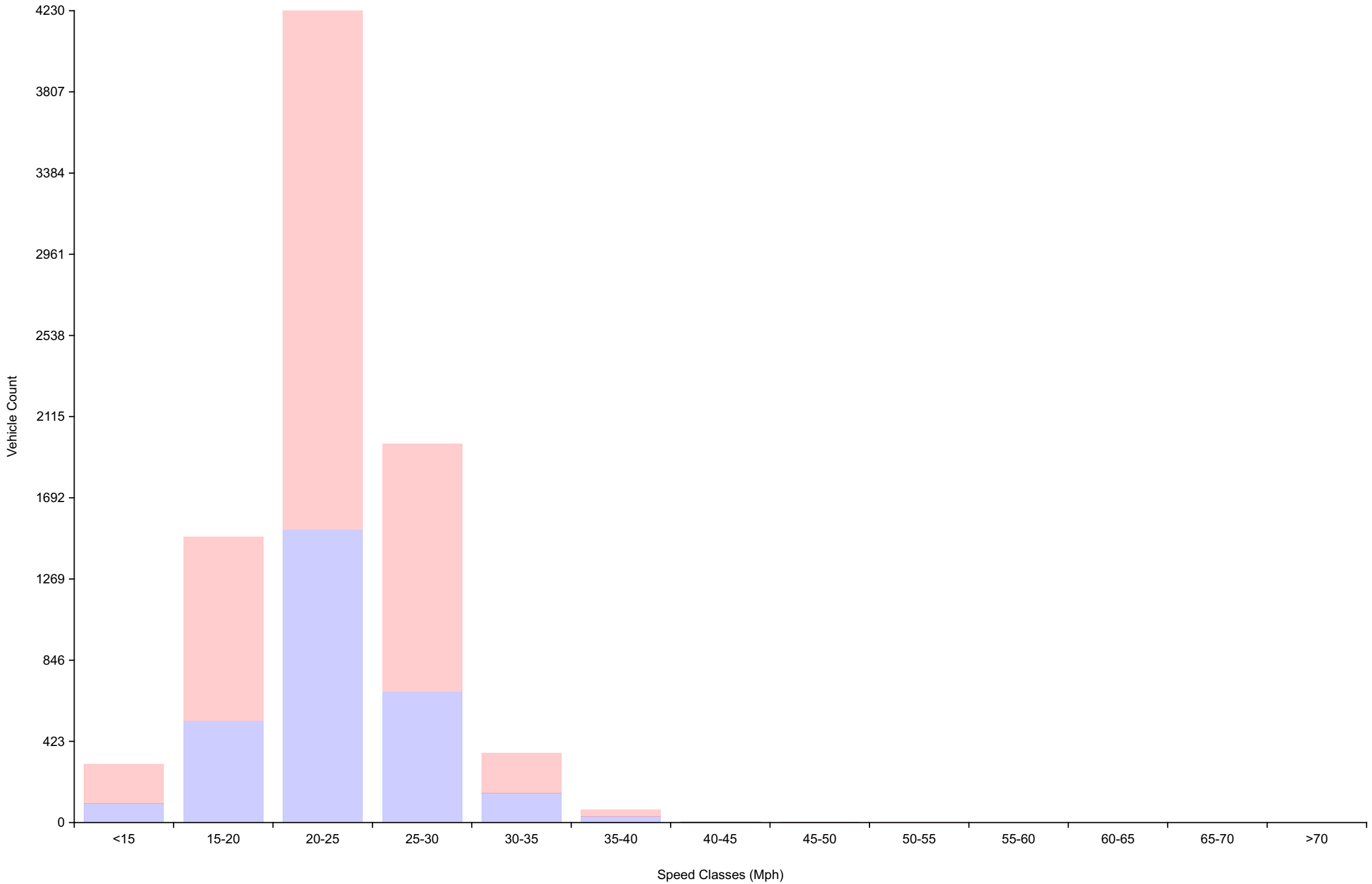
Vehicle Counts By Hour

Traffic Overview from Sat Apr 29 2023 to Sat May 6 2023
(60 Minute Resolution)



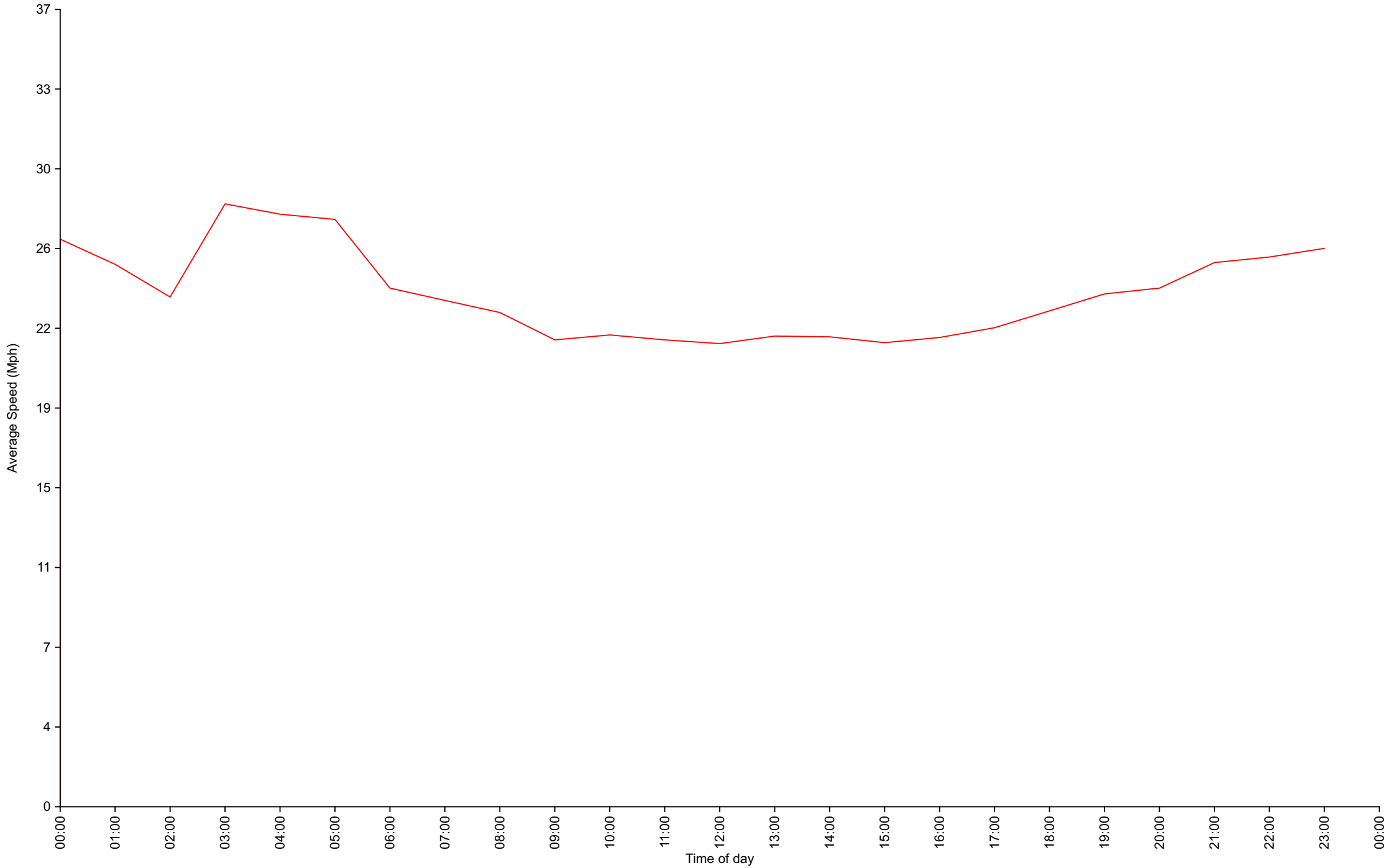
Vehicle Counts By Speed Class

Traffic Overview from Sat Apr 29 2023 to Sat May 6 2023



Average Speed By Hour

Traffic Overview from Sat Apr 29 2023 to Sat May 6 2023
(60 Minute Resolution)



Cumulative Speed Distribution Curve

Traffic Overview from Sat Apr 29 2023 to Sat May 6 2023

