

Traffic Report

Traffic Overview from Wed Apr 12 2023 to Thu Apr 20 2023

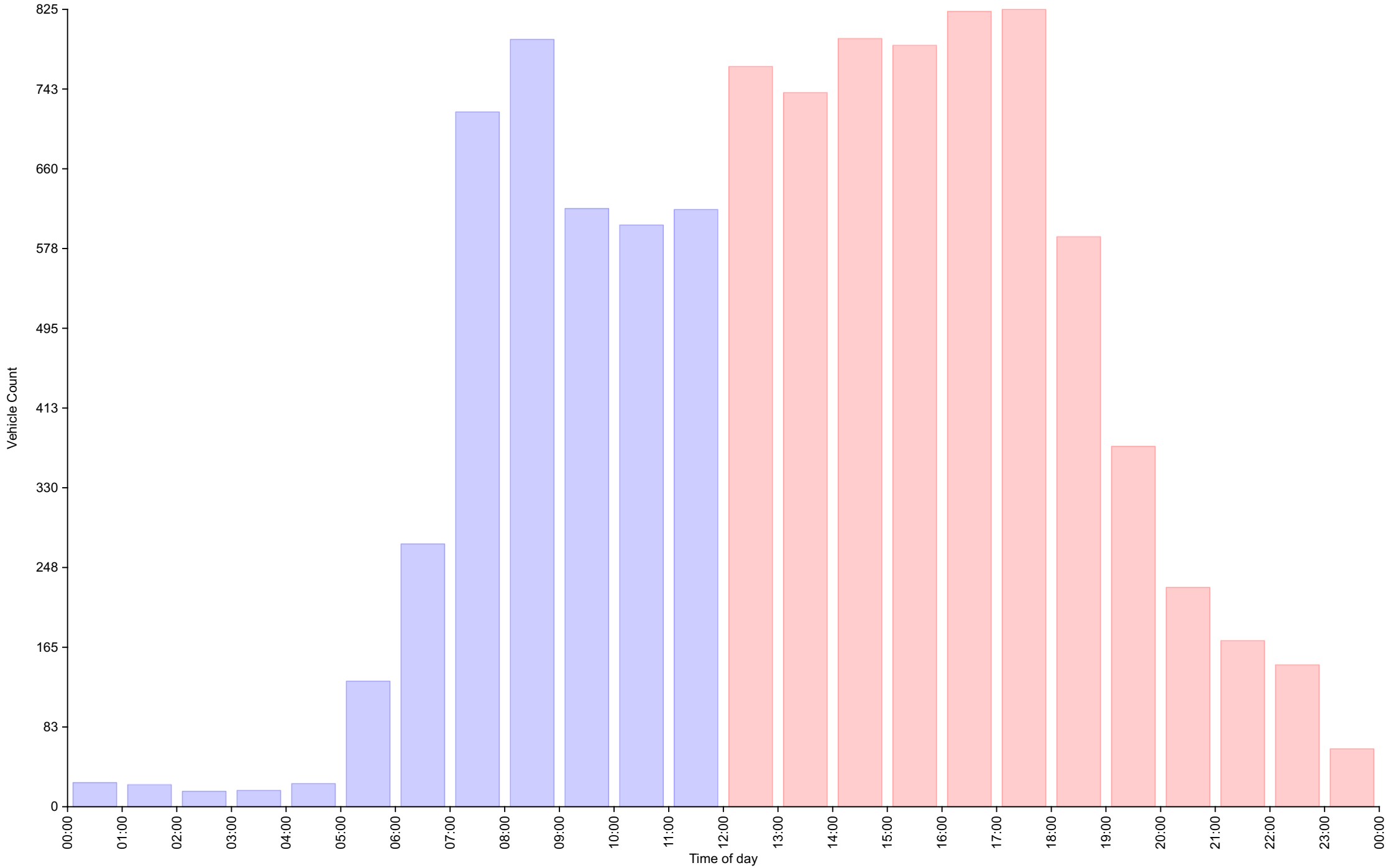
Vehicle Speed Classes (Mph)

	<15	15 20	20 25	25 30	30 35	35 40	40 45	45 50	50 55	55 60	60 65	65 70	>70	Total	85th Percentile
00:00	0	0	3	6	7	5	3	0	1	0	0	0	0	25	38.5
01:00	0	0	6	8	7	1	0	1	0	0	0	0	0	23	32.5
02:00	0	0	1	1	8	4	2	0	0	0	0	0	0	16	38.6
03:00	0	0	5	6	3	2	1	0	0	0	0	0	0	17	35.1
04:00	0	0	3	13	4	1	3	0	0	0	0	0	0	24	36.0
05:00	1	5	16	42	48	9	9	0	0	0	0	0	0	130	33.8
06:00	0	4	51	91	87	34	4	0	0	1	0	0	0	272	33.9
07:00	4	18	191	271	184	43	8	0	0	0	0	0	0	719	31.5
08:00	14	64	223	333	130	25	5	0	0	0	0	0	0	794	30.0
09:00	11	55	203	238	86	25	1	0	0	0	0	0	0	619	29.5
10:00	12	69	197	234	75	12	2	0	1	0	0	0	0	602	29.0
11:00	20	84	207	229	58	20	0	0	0	0	0	0	0	618	28.6
12:00	17	79	275	288	98	8	1	0	0	0	0	0	0	766	28.9
13:00	11	58	267	286	100	16	1	0	0	0	0	0	0	739	29.2
14:00	15	85	240	333	97	23	2	0	0	0	0	0	0	795	29.1
15:00	10	73	245	310	129	19	0	1	1	0	0	0	0	788	29.6
16:00	7	71	225	347	139	32	2	0	0	0	0	0	0	823	30.3
17:00	5	56	212	356	169	24	3	0	0	0	0	0	0	825	30.5
18:00	15	40	131	245	127	29	3	0	0	0	0	0	0	590	31.0
19:00	6	17	76	162	84	18	9	0	1	0	0	0	0	373	31.5
20:00	0	5	49	79	66	22	5	1	0	0	0	0	0	227	33.3
21:00	0	7	39	63	37	21	4	1	0	0	0	0	0	172	34.0
22:00	0	3	45	56	32	10	0	1	0	0	0	0	0	147	31.4
23:00	0	3	12	20	15	7	2	1	0	0	0	0	0	60	34.0
AM Total	62	299	1106	1472	697	181	38	1	2	1	0	0	0		
PM Total	86	497	1816	2545	1093	229	32	5	2	0	0	0	0		
Total	148	796	2922	4017	1790	410	70	6	4	1	0	0	0		
Percent	1.46%	7.83%	28.75%	39.52%	17.61%	4.03%	0.69%	0.06%	0.04%	0.01%	0.00%	0.00%	0.00%		

Total Vehicles : 10164
 30th Percentile : 22.9 MPH
 50th Percentile : 25.5 MPH
 85th Percentile : 30.5 MPH
 95th Percentile : 33.9 MPH
 Average Speed : 26.0 MPH
 Highest Speed : 54.5 MPH

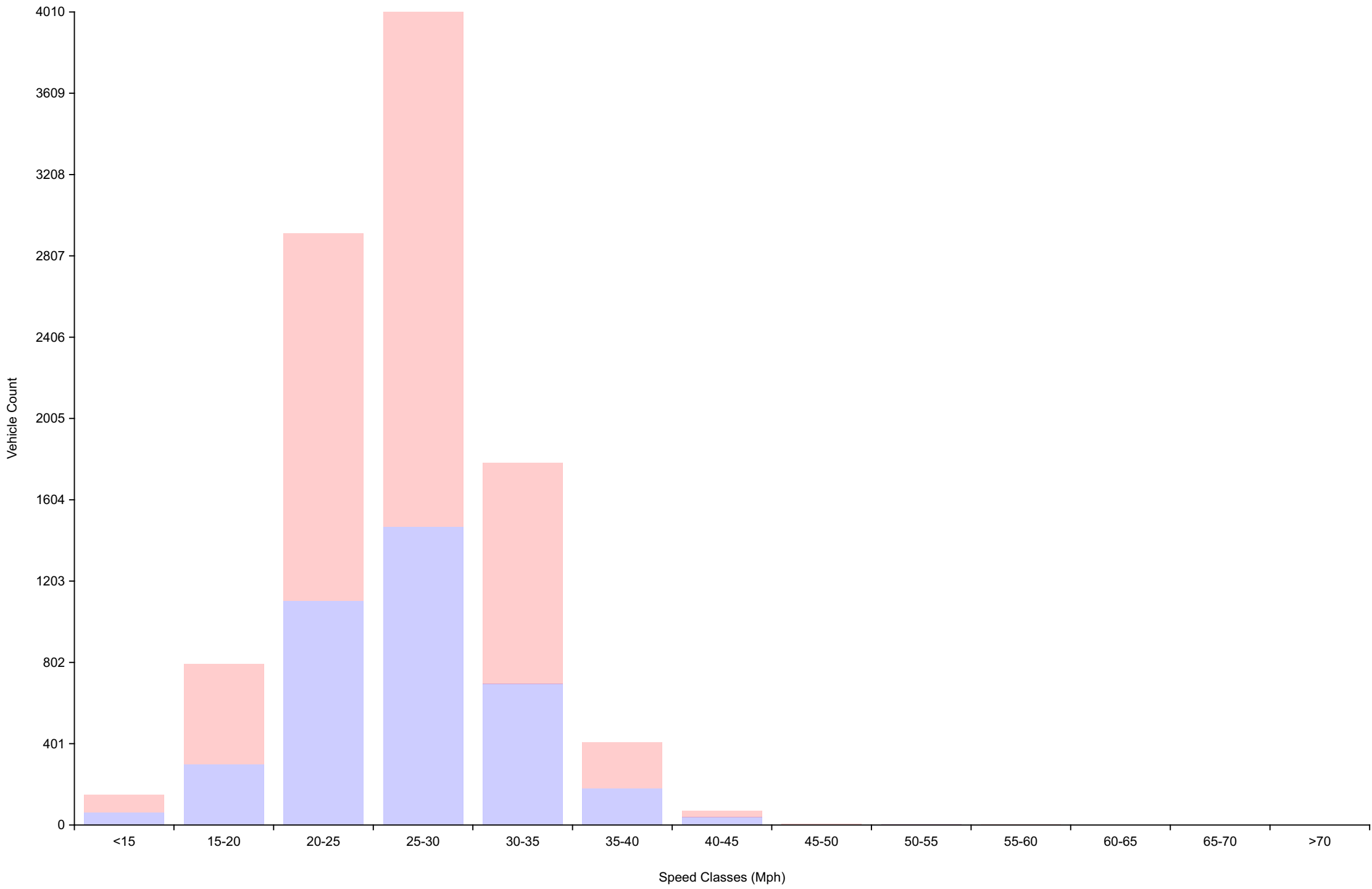
Vehicle Counts By Hour

Traffic Overview from Wed Apr 12 2023 to Thu Apr 20 2023
(60 Minute Resolution)



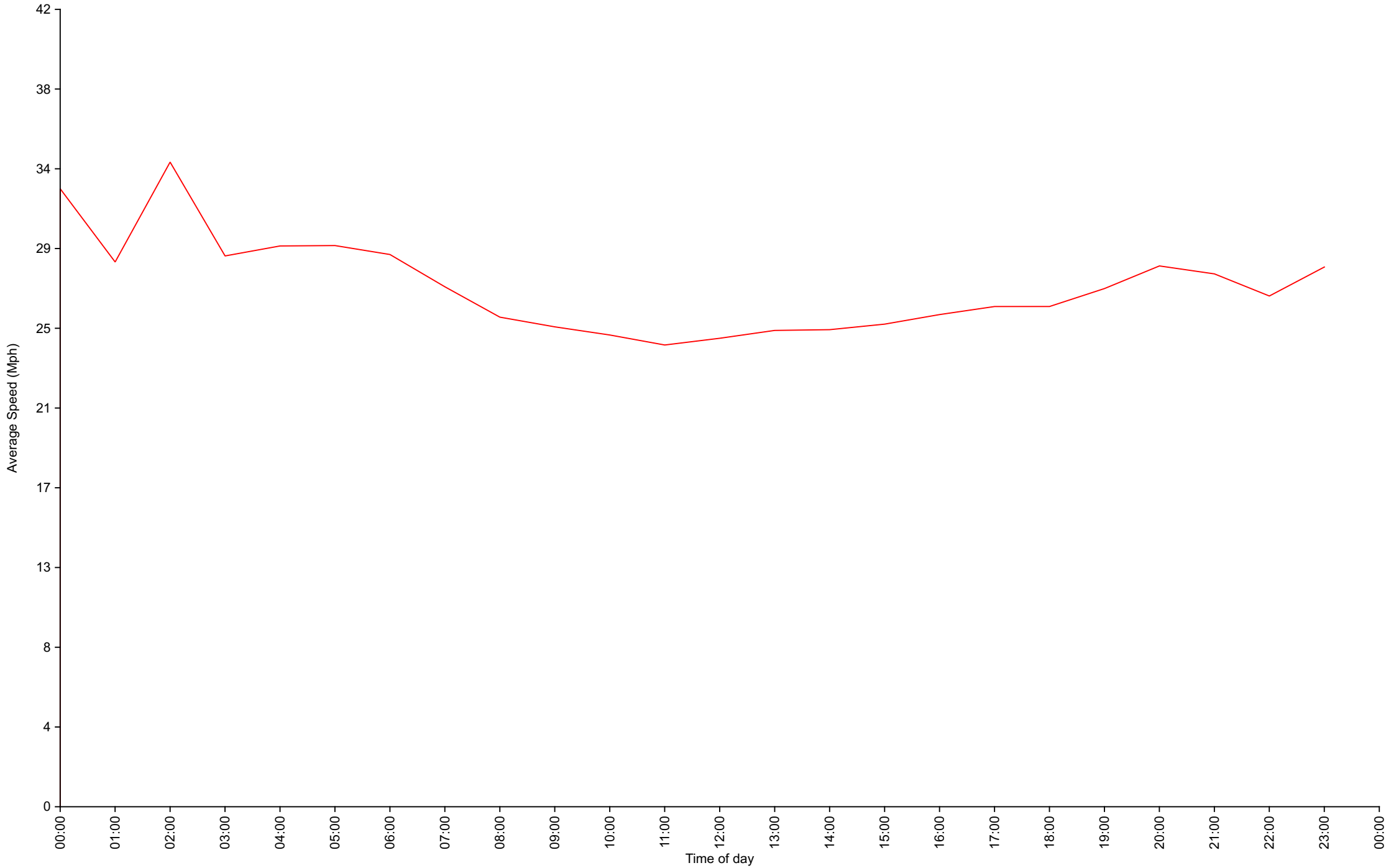
Vehicle Counts By Speed Class

Traffic Overview from Wed Apr 12 2023 to Thu Apr 20 2023



Average Speed By Hour

Traffic Overview from Wed Apr 12 2023 to Thu Apr 20 2023
(60 Minute Resolution)



Cumulative Speed Distribution Curve

Traffic Overview from Wed Apr 12 2023 to Thu Apr 20 2023

