

Traffic Report

Traffic Overview from Wed Feb 22 2023 to Sun Mar 5 2023

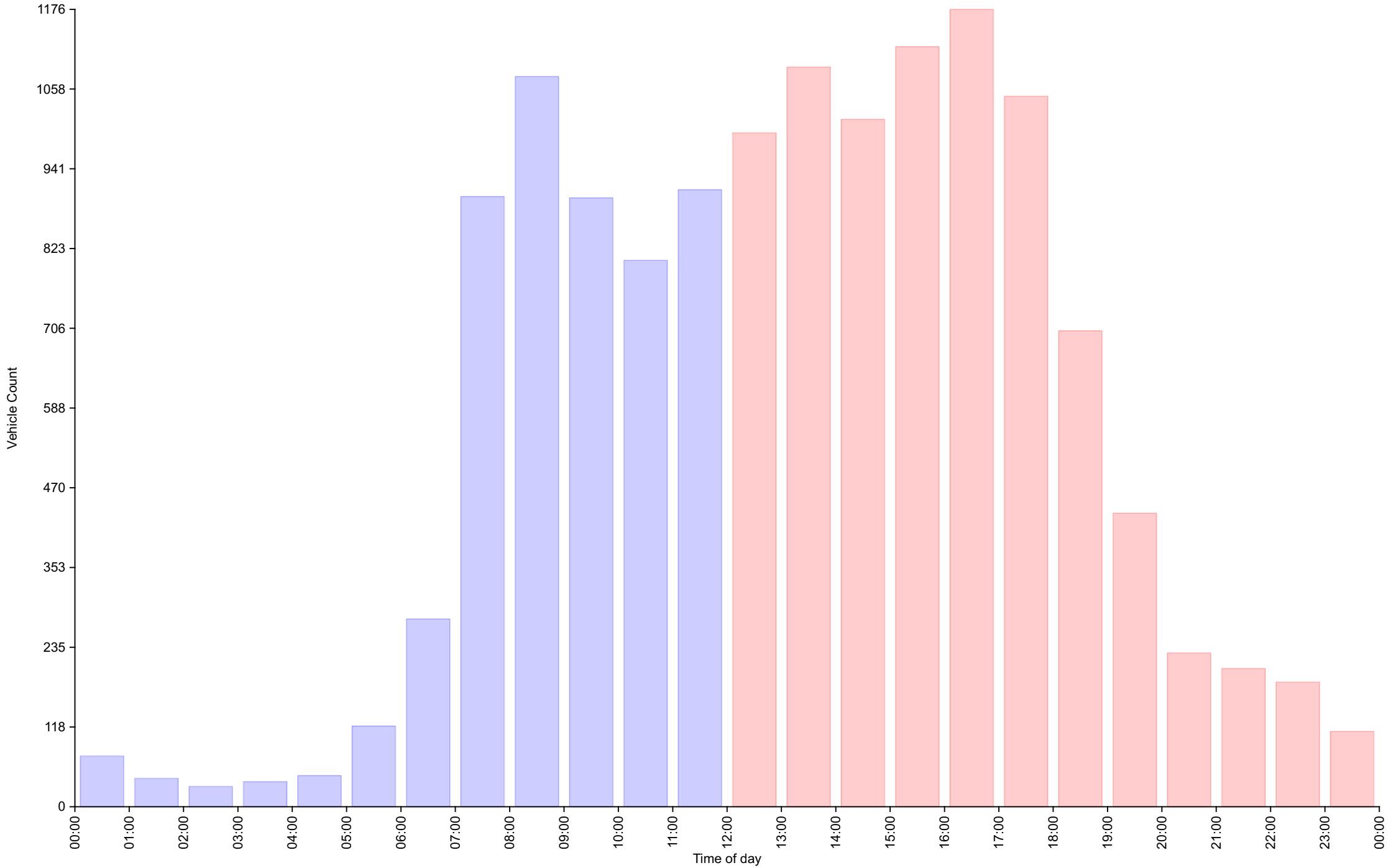
Vehicle Speed Classes (Mph)

	<15	15 20	20 25	25 30	30 35	35 40	40 45	45 50	50 55	55 60	60 65	65 70	>70	Total	85th Percentile
00:00	1	0	23	20	17	13	1	0	0	0	0	0	0	75	34.9
01:00	1	0	10	15	10	5	1	0	0	0	0	0	0	42	33.9
02:00	7	0	6	8	5	3	1	0	0	0	0	0	0	30	32.5
03:00	5	0	10	11	5	3	3	0	0	0	0	0	0	37	33.3
04:00	1	1	11	19	7	5	2	0	0	0	0	0	0	46	34.0
05:00	2	0	9	41	41	19	5	2	0	0	0	0	0	119	36.2
06:00	1	4	64	95	69	32	10	2	0	0	0	0	0	277	34.2
07:00	5	31	214	357	237	51	5	0	0	0	0	0	0	900	32.0
08:00	12	96	329	393	208	36	3	0	0	0	0	0	0	1077	30.4
09:00	16	107	292	324	136	19	4	0	0	0	0	0	0	898	29.5
10:00	24	117	288	276	85	14	1	1	0	0	0	0	0	806	28.5
11:00	14	121	288	336	126	23	2	0	0	0	0	0	0	910	29.3
12:00	28	103	321	370	155	16	1	0	0	0	0	0	0	994	29.4
13:00	32	128	331	435	134	29	2	0	0	0	0	0	0	1091	29.0
14:00	15	106	311	378	177	21	6	0	0	0	0	0	0	1014	29.9
15:00	14	114	328	443	199	20	3	0	0	0	0	0	0	1121	30.0
16:00	19	127	324	469	193	41	2	1	0	0	0	0	0	1176	30.2
17:00	8	86	303	415	203	32	0	1	0	0	0	0	0	1048	30.2
18:00	6	70	178	271	140	32	4	1	0	0	0	0	0	702	31.0
19:00	2	16	102	153	110	44	6	0	0	0	0	0	0	433	32.5
20:00	1	3	35	85	71	28	3	0	1	0	0	0	0	227	33.9
21:00	2	2	44	81	41	28	3	2	1	0	0	0	0	204	34.6
22:00	2	9	32	69	45	21	3	3	0	0	0	0	0	184	33.9
23:00	2	3	21	48	25	6	3	2	0	1	0	0	0	111	32.6
AM Total	89	477	1544	1895	946	223	38	5	0	0	0	0	0		
PM Total	131	767	2330	3217	1493	318	36	10	2	1	0	0	0		
Total	220	1244	3874	5112	2439	541	74	15	2	1	0	0	0		
Percent	1.63%	9.20%	28.65%	37.81%	18.04%	4.00%	0.55%	0.11%	0.01%	0.01%	0.00%	0.00%	0.00%		

Total Vehicles : 13522
 30th Percentile : 22.7 MPH
 50th Percentile : 25.3 MPH
 85th Percentile : 30.5 MPH
 95th Percentile : 33.8 MPH
 Average Speed : 25.8 MPH
 Highest Speed : 54.9 MPH

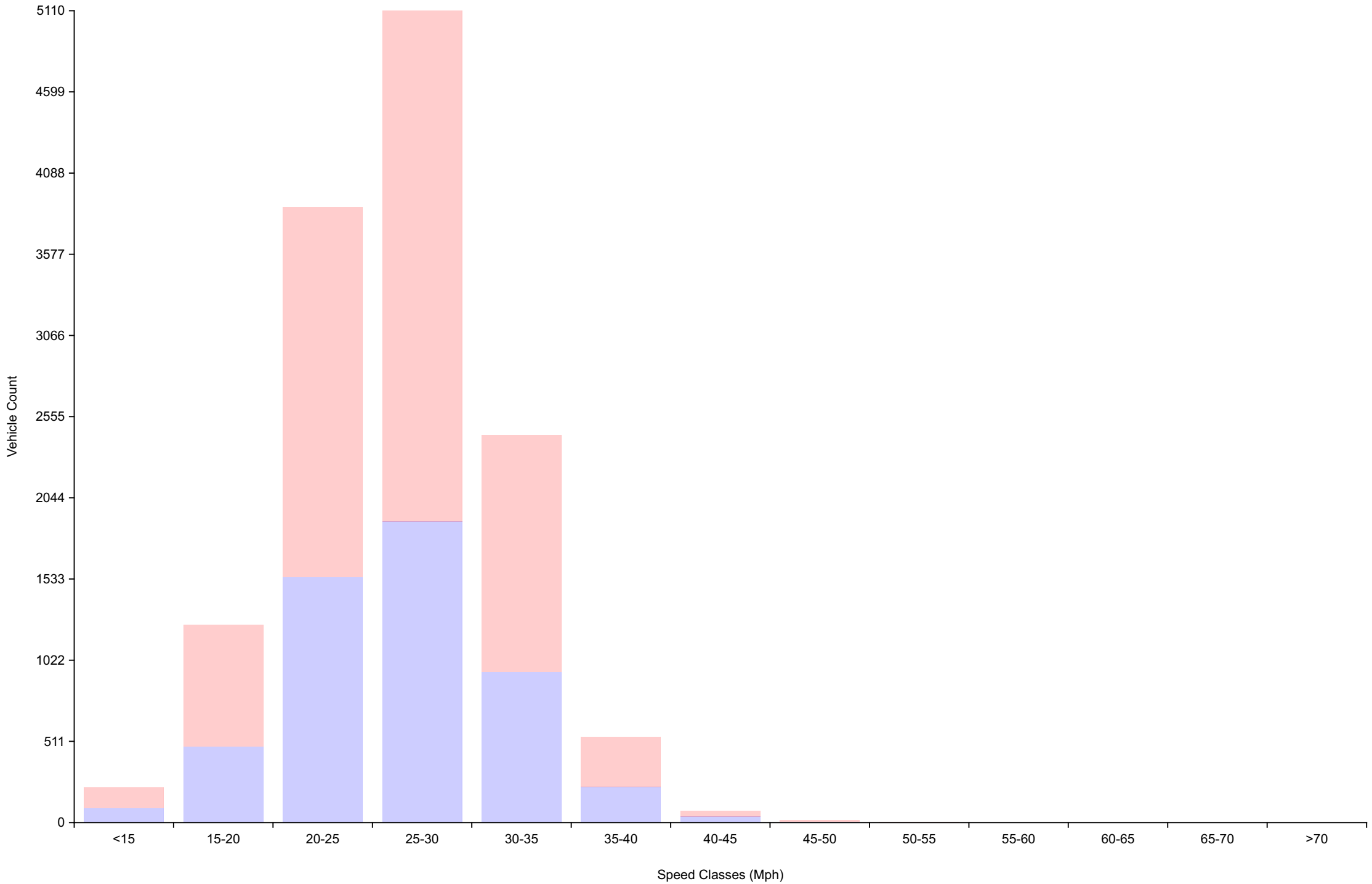
Vehicle Counts By Hour

Traffic Overview from Wed Feb 22 2023 to Sun Mar 5 2023
(60 Minute Resolution)



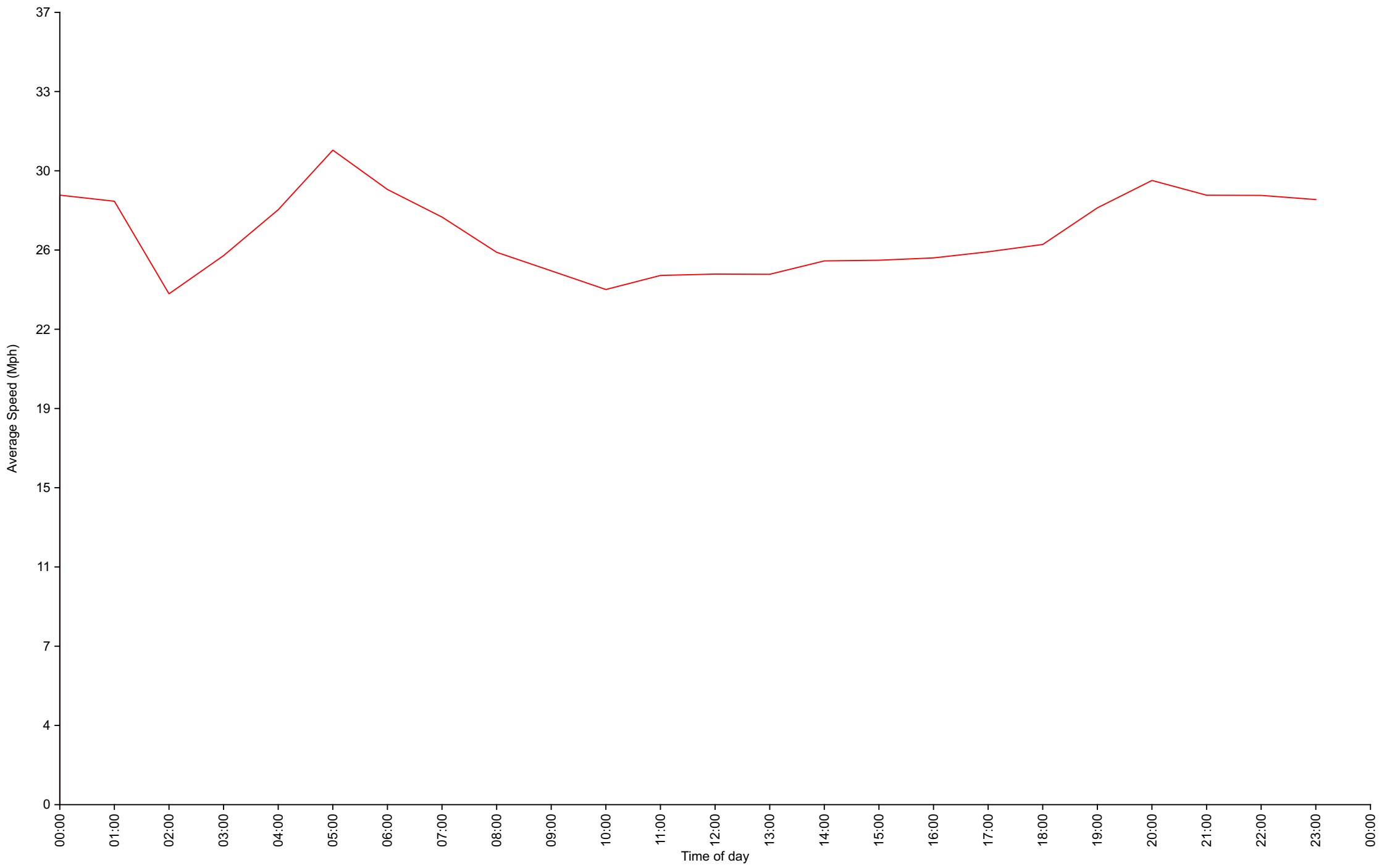
Vehicle Counts By Speed Class

Traffic Overview from Wed Feb 22 2023 to Sun Mar 5 2023



Average Speed By Hour

Traffic Overview from Wed Feb 22 2023 to Sun Mar 5 2023
(60 Minute Resolution)



Cumulative Speed Distribution Curve

Traffic Overview from Wed Feb 22 2023 to Sun Mar 5 2023

