

Traffic Report

Traffic Overview from Sat Jan 7 2023 to Wed Jan 18 2023

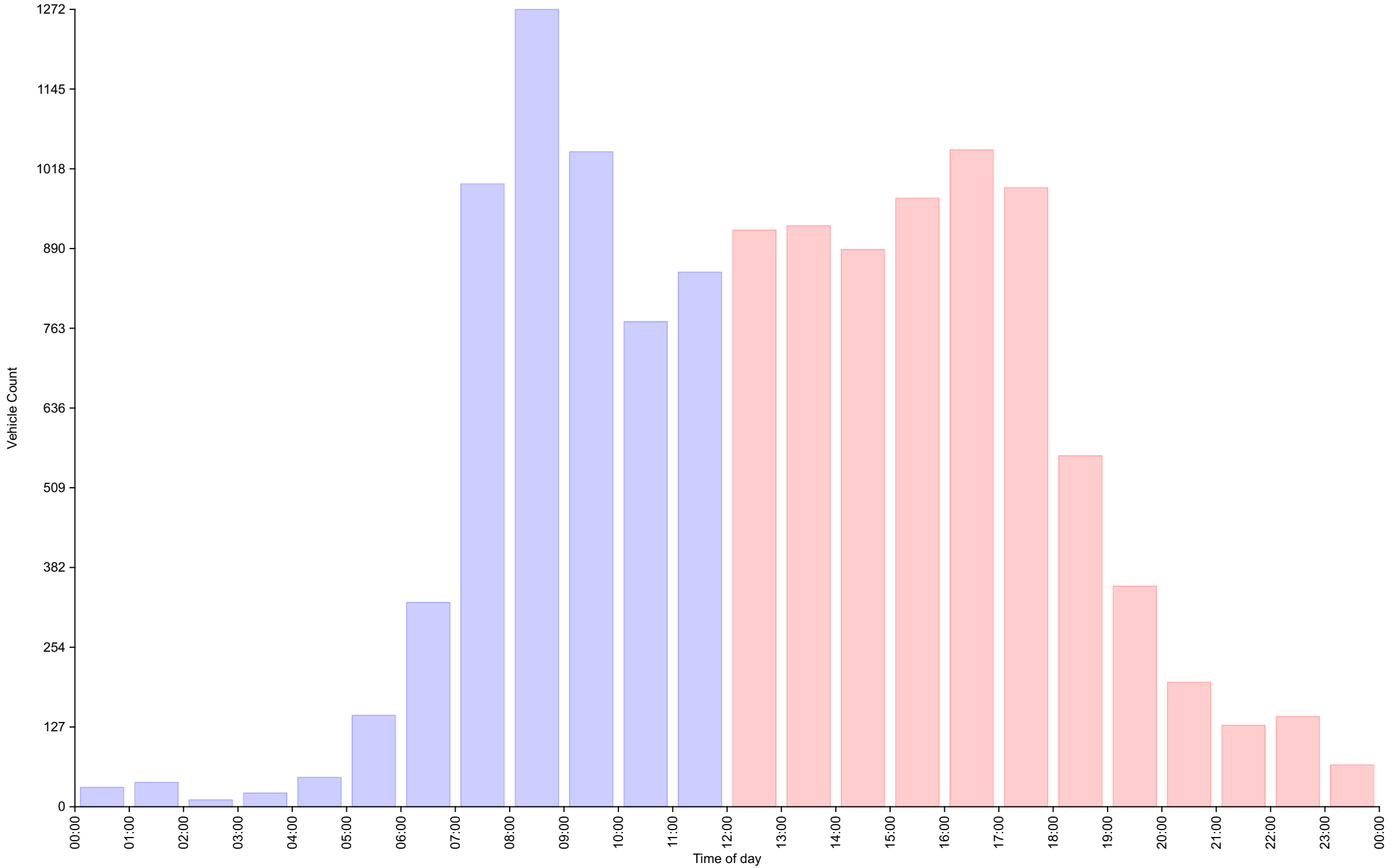
Vehicle Speed Classes (Mph)

	<15	15 20	20 25	25 30	30 35	35 40	40 45	45 50	50 55	55 60	60 65	65 70	>70	Total	85th Percentile
00:00	0	0	7	4	13	7	0	0	0	0	0	0	0	31	35.7
01:00	0	0	9	10	8	8	3	1	0	0	0	0	0	39	37.5
02:00	0	0	1	6	2	1	1	0	0	0	0	0	0	11	33.7
03:00	0	1	9	4	5	1	1	1	0	0	0	0	0	22	32.9
04:00	0	2	17	20	6	2	0	0	0	0	0	0	0	47	30.9
05:00	1	6	16	47	48	18	9	1	0	0	0	0	0	146	35.2
06:00	1	8	57	119	100	33	8	0	0	0	0	0	0	326	33.4
07:00	1	54	268	402	212	51	6	0	0	0	0	0	0	994	31.0
08:00	17	114	428	471	209	29	3	1	0	0	0	0	0	1272	29.8
09:00	25	109	357	375	151	24	3	1	0	0	0	0	0	1045	29.5
10:00	25	93	268	265	103	20	0	0	0	0	0	0	0	774	29.2
11:00	20	89	318	302	107	13	3	1	0	0	0	0	0	853	28.9
12:00	15	115	308	330	126	22	4	0	0	0	0	0	0	920	29.3
13:00	28	111	290	362	113	20	3	0	0	0	0	0	0	927	28.9
14:00	22	106	243	328	158	27	5	0	0	0	0	0	0	889	30.4
15:00	16	118	318	343	149	21	6	0	0	0	0	0	0	971	29.6
16:00	28	110	292	398	182	36	2	0	0	0	0	0	0	1048	30.0
17:00	11	106	334	379	130	23	4	1	0	0	0	0	0	988	29.3
18:00	4	43	132	215	130	29	7	0	0	0	0	0	0	560	31.3
19:00	2	16	83	123	87	31	10	0	0	0	0	0	0	352	33.0
20:00	1	5	50	70	57	15	0	1	0	0	0	0	0	199	32.3
21:00	3	1	27	57	22	14	6	0	0	0	0	0	0	130	34.1
22:00	1	3	42	50	35	9	4	0	0	0	0	0	0	144	32.8
23:00	0	2	22	25	8	7	3	0	0	0	0	0	0	67	32.0
AM Total	90	476	1755	2025	964	207	37	6	0	0	0	0	0		
PM Total	131	736	2141	2680	1197	254	54	2	0	0	0	0	0		
Total	221	1212	3896	4705	2161	461	91	8	0	0	0	0	0		
Percent	1.73%	9.50%	30.54%	36.89%	16.94%	3.61%	0.71%	0.06%	0.00%	0.00%	0.00%	0.00%	0.00%		

Total Vehicles : 12755
 30th Percentile : 22.4 MPH
 50th Percentile : 25.1 MPH
 85th Percentile : 30.2 MPH
 95th Percentile : 33.7 MPH
 Average Speed : 25.6 MPH
 Highest Speed : 49.4 MPH

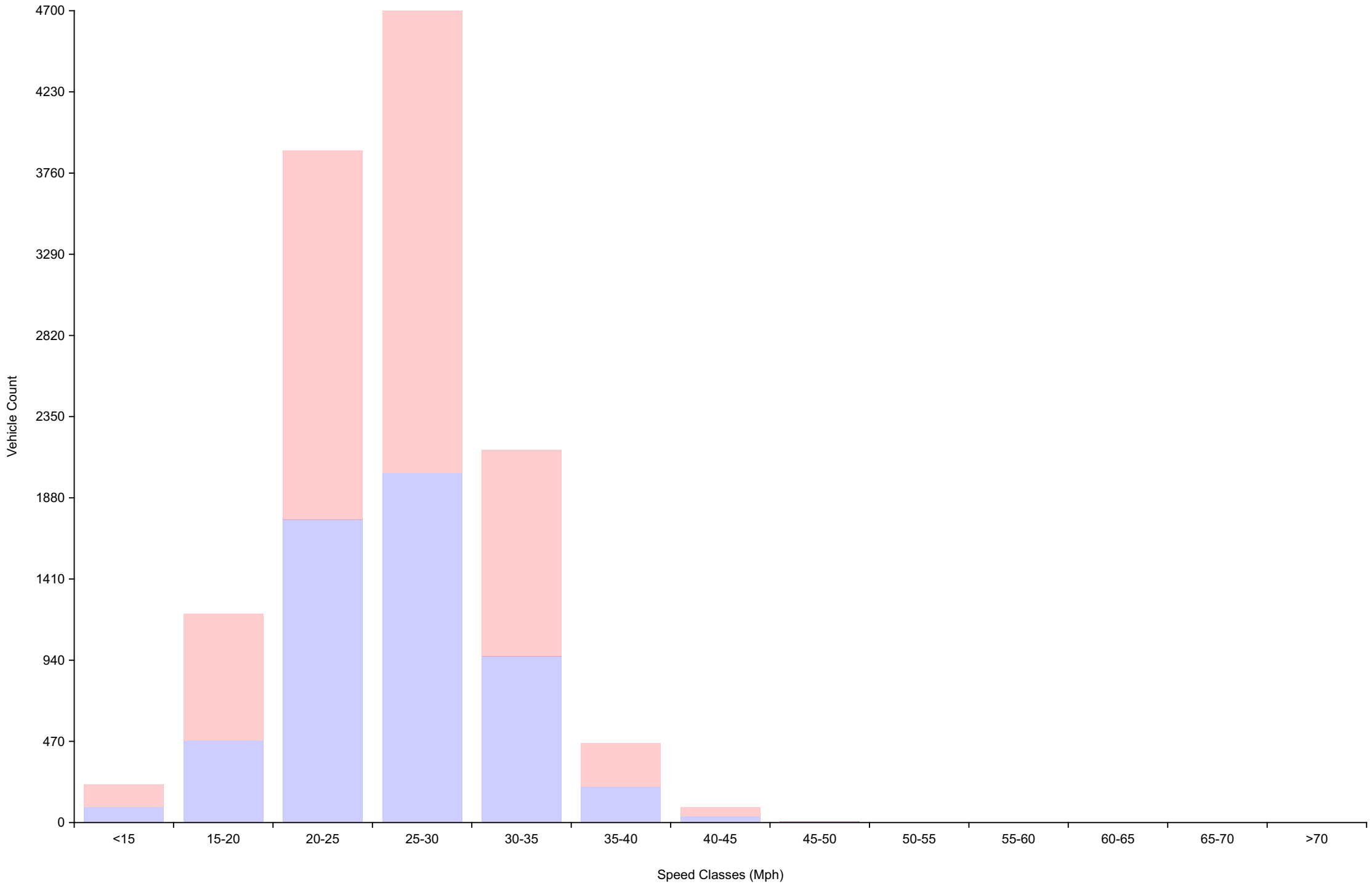
Vehicle Counts By Hour

Traffic Overview from Sat Jan 7 2023 to Wed Jan 18 2023
(60 Minute Resolution)



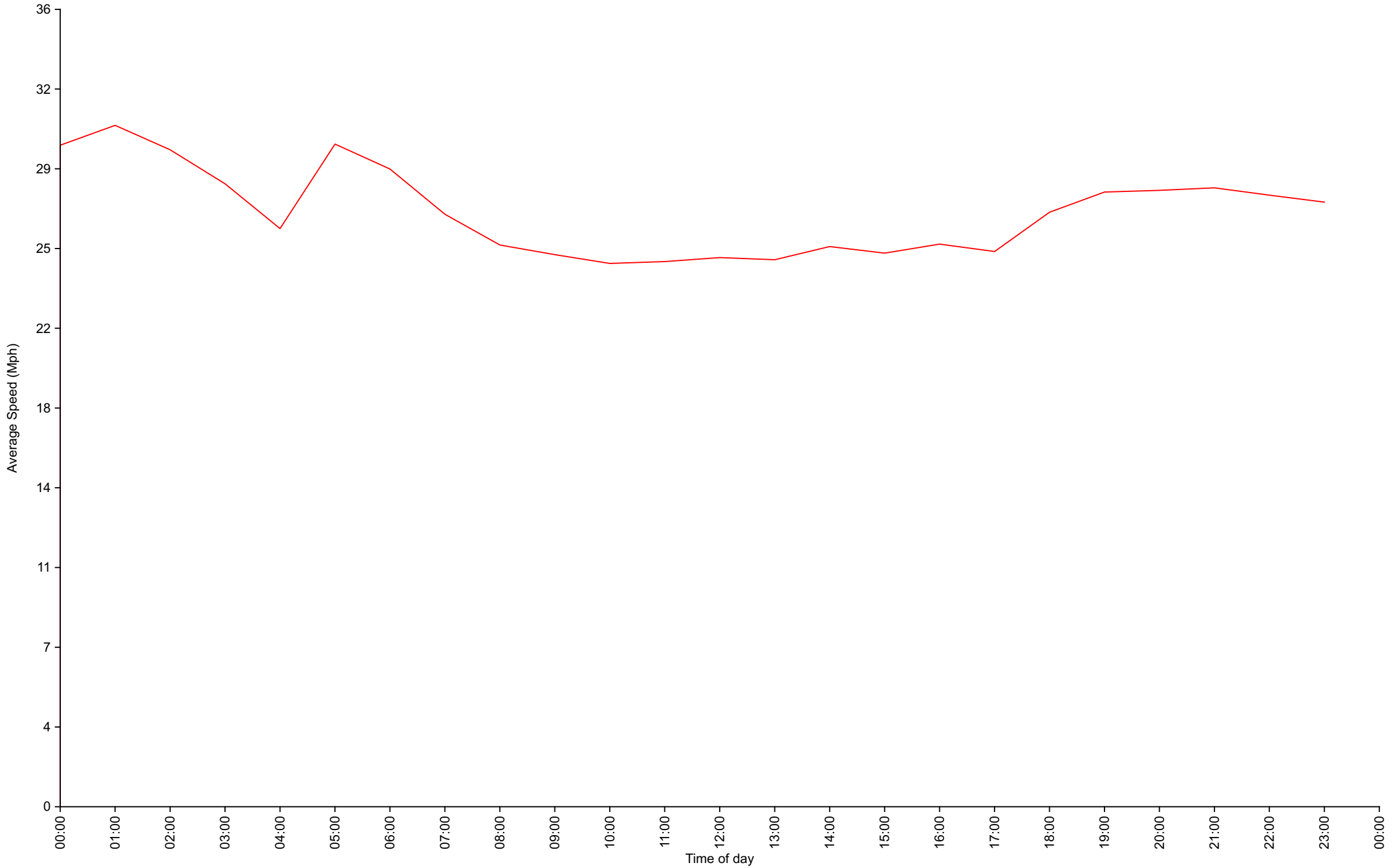
Vehicle Counts By Speed Class

Traffic Overview from Sat Jan 7 2023 to Wed Jan 18 2023



Average Speed By Hour

Traffic Overview from Sat Jan 7 2023 to Wed Jan 18 2023
(60 Minute Resolution)



Cumulative Speed Distribution Curve

Traffic Overview from Sat Jan 7 2023 to Wed Jan 18 2023

