

Traffic Report

Traffic Overview from Thu Dec 29 2022 to Sat Jan 7 2023

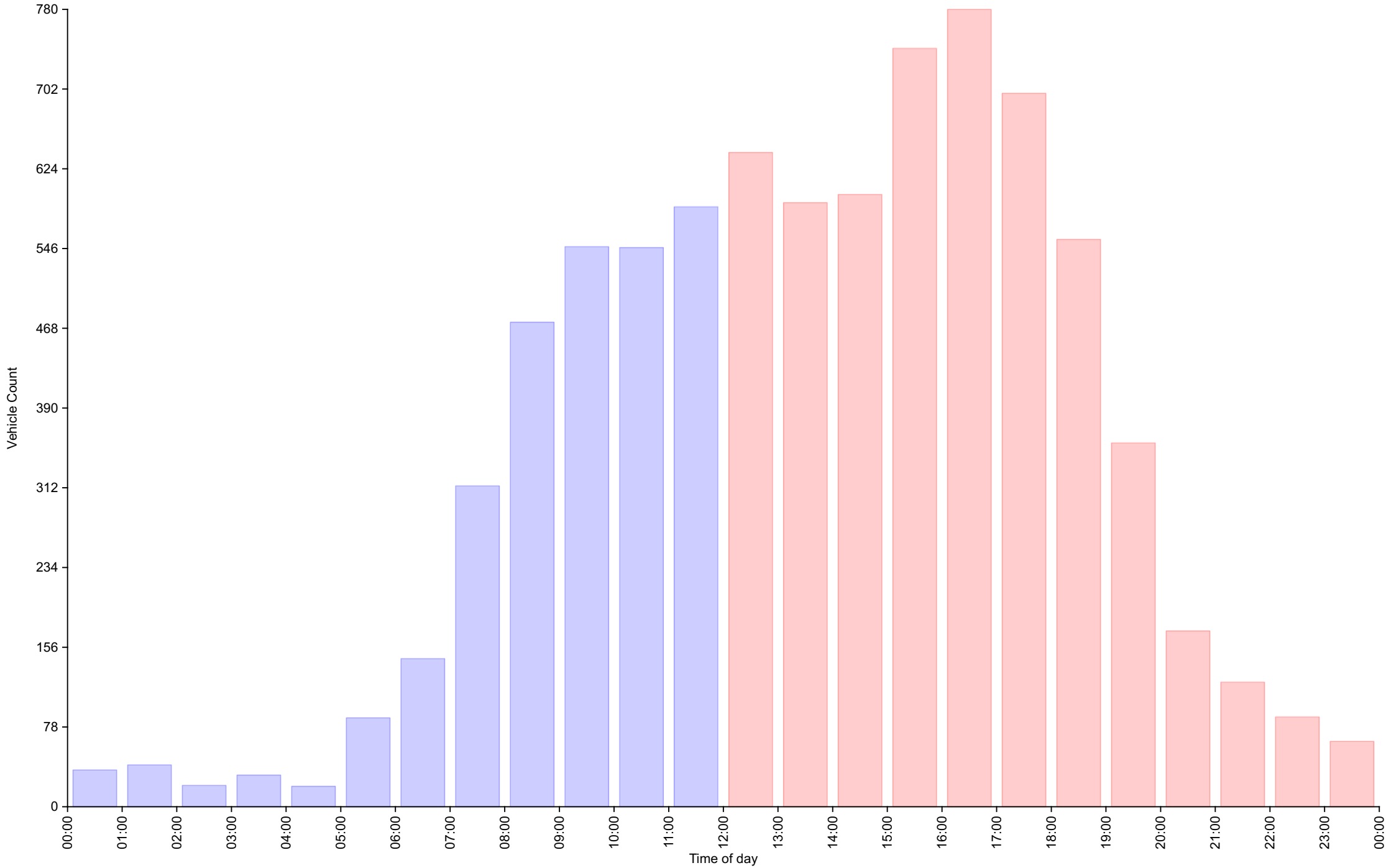
Vehicle Speed Classes (Mph)

	<15	15 20	20 25	25 30	30 35	35 40	40 45	45 50	50 55	55 60	60 65	65 70	>70	Total	85th Percentile
00:00	1	2	16	14	3	0	0	0	0	0	0	0	0	36	28.2
01:00	2	1	12	12	11	1	0	2	0	0	0	0	0	41	31.9
02:00	3	0	9	7	1	1	0	0	0	0	0	0	0	21	28.6
03:00	2	0	6	12	9	2	0	0	0	0	0	0	0	31	32.2
04:00	1	3	3	7	5	1	0	0	0	0	0	0	0	20	32.0
05:00	2	4	32	27	16	5	1	0	0	0	0	0	0	87	30.6
06:00	7	14	57	51	12	3	1	0	0	0	0	0	0	145	27.9
07:00	15	37	154	87	15	6	0	0	0	0	0	0	0	314	26.8
08:00	25	75	235	115	21	3	0	0	0	0	0	0	0	474	25.9
09:00	21	113	264	134	12	4	0	0	0	0	0	0	0	548	25.7
10:00	21	83	314	115	13	0	1	0	0	0	0	0	0	547	25.2
11:00	32	125	305	108	15	1	1	0	0	0	0	0	0	587	25.0
12:00	20	132	351	129	6	2	0	0	0	0	0	0	0	640	24.8
13:00	15	105	300	147	18	3	1	1	1	0	0	0	0	591	25.7
14:00	25	118	319	122	13	2	0	0	0	0	0	0	0	599	25.2
15:00	33	141	373	170	23	2	0	0	0	0	0	0	0	742	25.7
16:00	32	170	400	153	24	1	0	0	0	0	0	0	0	780	25.3
17:00	36	162	323	158	16	3	0	0	0	0	0	0	0	698	25.4
18:00	15	93	268	149	23	6	1	0	0	0	0	0	0	555	26.2
19:00	8	51	155	109	27	5	1	0	0	0	0	0	0	356	27.7
20:00	8	16	74	49	23	2	0	0	0	0	0	0	0	172	28.9
21:00	1	10	56	35	15	4	1	0	0	0	0	0	0	122	30.2
22:00	1	5	37	31	11	3	0	0	0	0	0	0	0	88	29.1
23:00	1	5	26	23	8	0	1	0	0	0	0	0	0	64	28.8
AM Total	132	457	1407	689	133	27	4	2	0	0	0	0	0		
PM Total	195	1008	2682	1275	207	33	5	1	1	0	0	0	0		
Total	327	1465	4089	1964	340	60	9	3	1	0	0	0	0		
Percent	3.96%	17.74%	49.52%	23.78%	4.12%	0.73%	0.11%	0.04%	0.01%	0.00%	0.00%	0.00%	0.00%		

Total Vehicles : 8258
 30th Percentile : 19.9 MPH
 50th Percentile : 21.8 MPH
 85th Percentile : 26.0 MPH
 95th Percentile : 29.0 MPH
 Average Speed : 22.4 MPH
 Highest Speed : 50.7 MPH

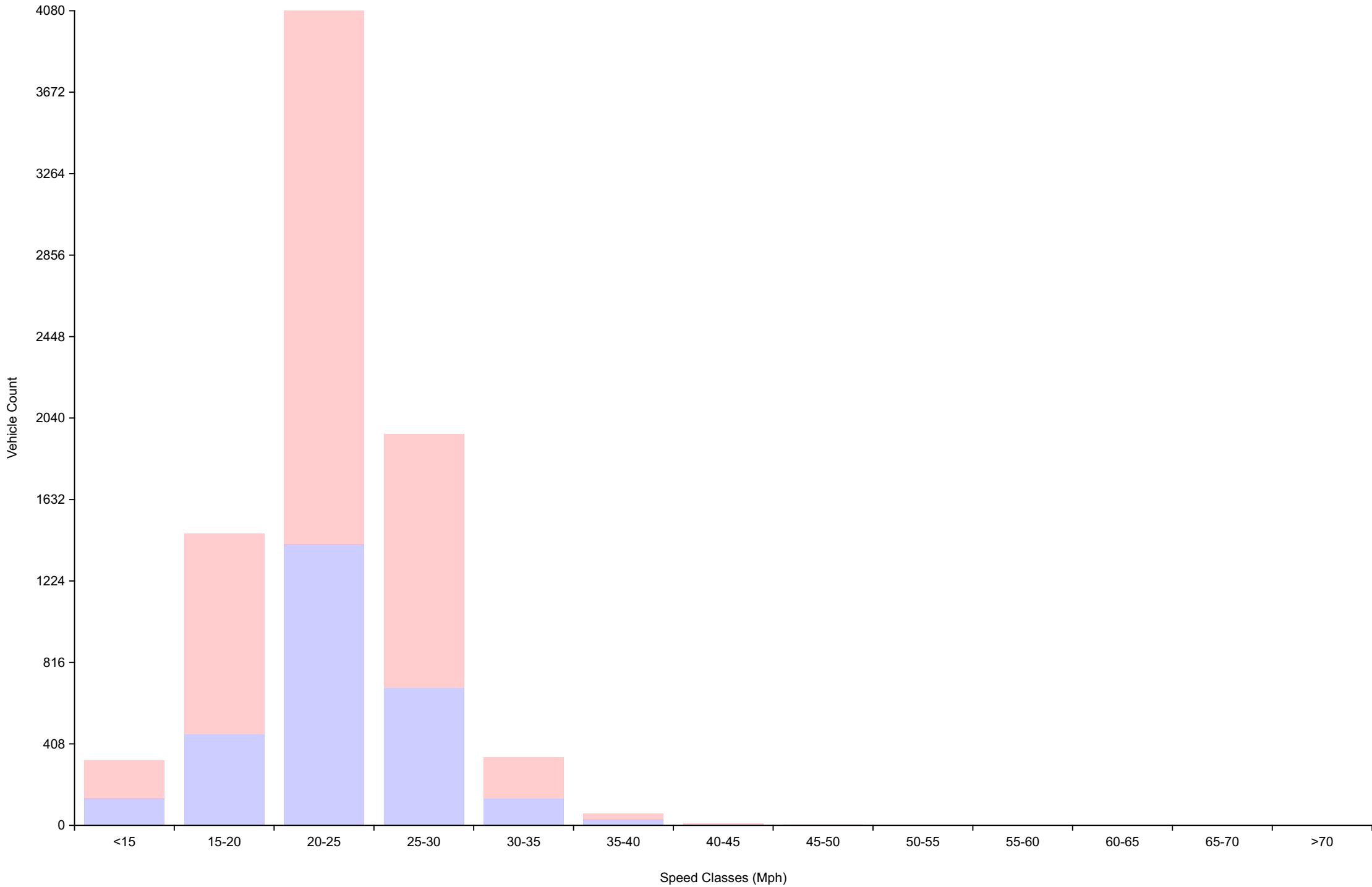
Vehicle Counts By Hour

Traffic Overview from Thu Dec 29 2022 to Sat Jan 7 2023
(60 Minute Resolution)



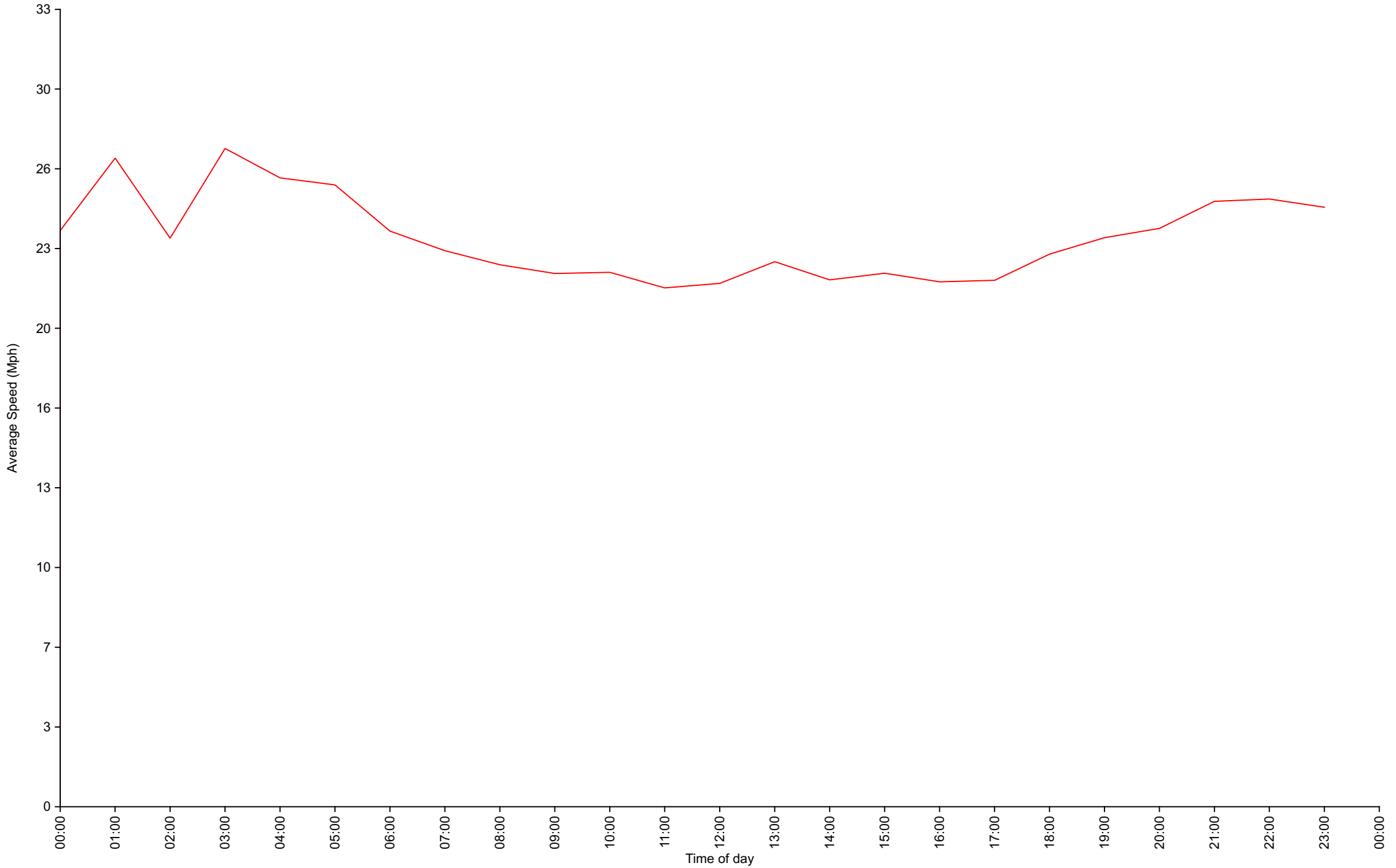
Vehicle Counts By Speed Class

Traffic Overview from Thu Dec 29 2022 to Sat Jan 7 2023



Average Speed By Hour

Traffic Overview from Thu Dec 29 2022 to Sat Jan 7 2023
(60 Minute Resolution)



Cumulative Speed Distribution Curve

Traffic Overview from Thu Dec 29 2022 to Sat Jan 7 2023

