

# Traffic Report

Traffic Overview from Wed Oct 26 2022 to Wed Nov 16 2022

## Vehicle Speed Classes (Mph)

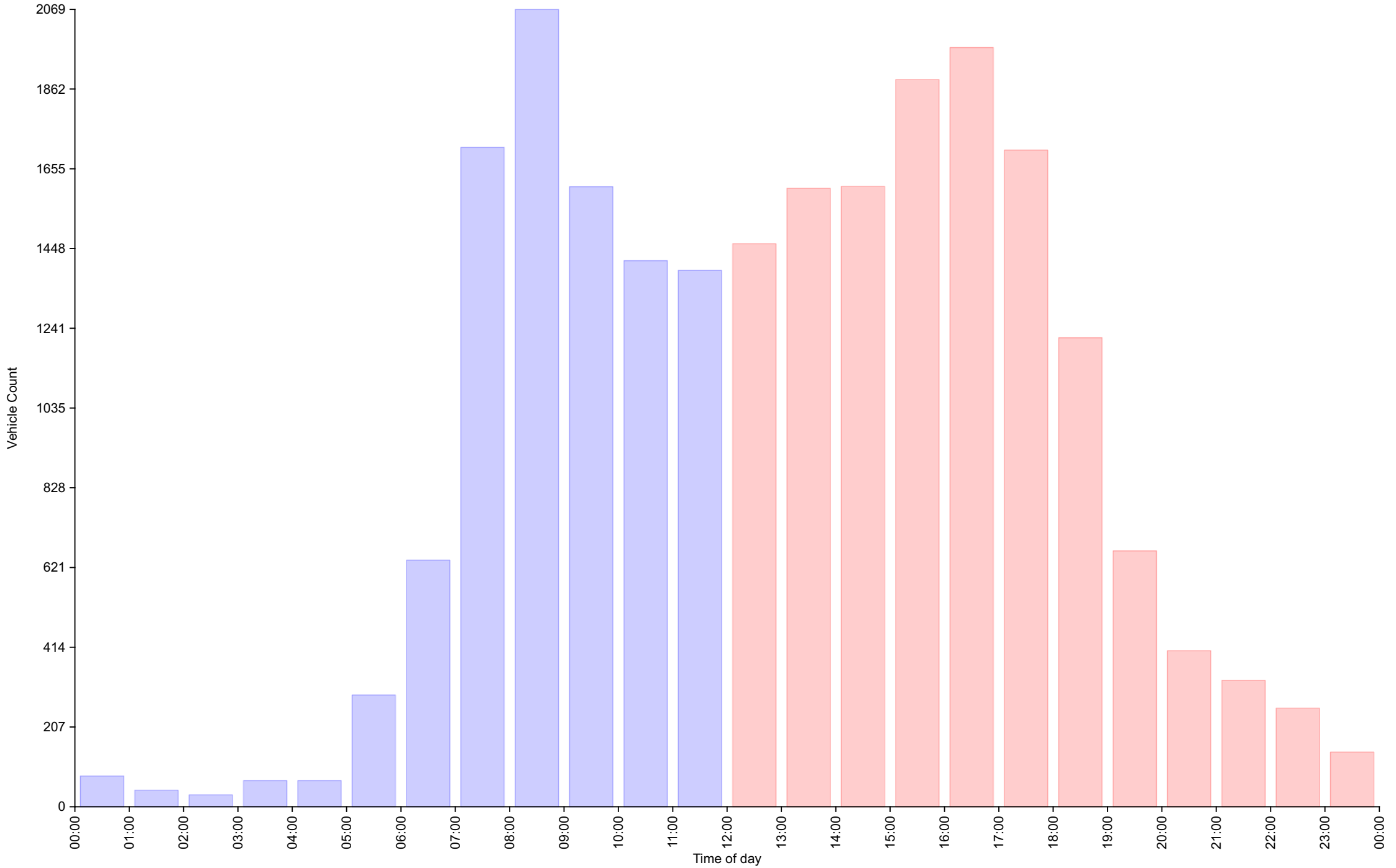
	<15	15 20	20 25	25 30	30 35	35 40	40 45	45 50	50 55	55 60	60 65	65 70	>70	Total	85th Percentile
00:00	1	2	12	28	22	14	1	0	0	0	0	0	0	80	35.0
01:00	2	0	7	6	13	9	6	0	0	0	0	0	0	43	<b>38.8</b>
02:00	0	0	7	13	3	6	1	1	0	0	0	0	0	31	36.4
03:00	1	1	18	26	18	1	2	1	0	0	0	0	0	68	31.8
04:00	0	6	15	24	17	1	4	1	0	0	0	0	0	68	32.6
05:00	1	4	40	95	104	35	9	1	<b>1</b>	0	0	0	0	290	34.3
06:00	1	9	104	228	194	78	<b>24</b>	<b>2</b>	0	0	0	0	0	640	34.3
07:00	10	84	409	698	<b>416</b>	<b>86</b>	8	0	0	0	0	0	0	1711	31.3
08:00	45	<b>210</b>	<b>617</b>	<b>832</b>	296	61	8	0	0	0	0	0	0	<b>2069</b>	29.6
09:00	38	183	518	570	252	43	4	1	0	0	0	0	0	1609	29.7
10:00	<b>49</b>	180	480	508	170	27	3	0	0	0	0	0	0	1417	28.9
11:00	35	165	452	532	178	23	7	0	0	0	0	0	0	1392	29.0
12:00	34	175	471	558	185	37	1	0	0	0	0	0	0	1461	29.1
13:00	26	166	427	673	262	46	5	0	0	0	0	0	0	1605	29.9
14:00	19	148	433	669	285	54	2	0	0	0	0	0	0	1610	30.2
15:00	<b>35</b>	<b>202</b>	<b>553</b>	761	284	51	1	0	0	0	0	0	0	1887	29.6
16:00	18	199	498	<b>859</b>	<b>328</b>	<b>62</b>	5	1	0	0	0	0	0	<b>1970</b>	29.9
17:00	19	157	534	676	267	44	6	1	0	0	0	0	0	1704	29.9
18:00	17	98	339	460	246	49	8	0	0	0	0	0	0	1217	30.8
19:00	3	19	141	269	176	47	6	1	<b>2</b>	0	0	0	0	664	32.3
20:00	2	12	88	158	91	34	<b>18</b>	1	1	0	0	0	0	405	33.5
21:00	4	10	79	120	78	26	9	2	0	0	0	0	0	328	33.1
22:00	4	11	54	96	53	27	8	<b>3</b>	0	0	0	0	0	256	33.9
23:00	1	3	38	46	34	15	4	1	0	0	0	0	0	142	<b>33.7</b>
AM Total	183	844	2679	<b>3560</b>	1683	384	77	7	1	0	0	0	0		
PM Total	182	1200	3655	<b>5345</b>	2289	492	73	10	3	0	0	0	0		
Total	365	2044	6334	<b>8905</b>	3972	876	150	17	4	0	0	0	0		
Percent	1.61%	9.02%	27.94%	<b>39.29%</b>	17.52%	3.86%	0.66%	0.07%	0.02%	0.00%	0.00%	0.00%	0.00%		

Time of day

Total Vehicles : 22667  
 30th Percentile : 22.8 MPH  
 50th Percentile : 25.4 MPH  
 85th Percentile : 30.4 MPH  
 95th Percentile : 33.8 MPH  
 Average Speed : 25.8 MPH  
 Highest Speed : 51.3 MPH  
 Total Over Speed Limit : 89.4 % (20258 / 22667)

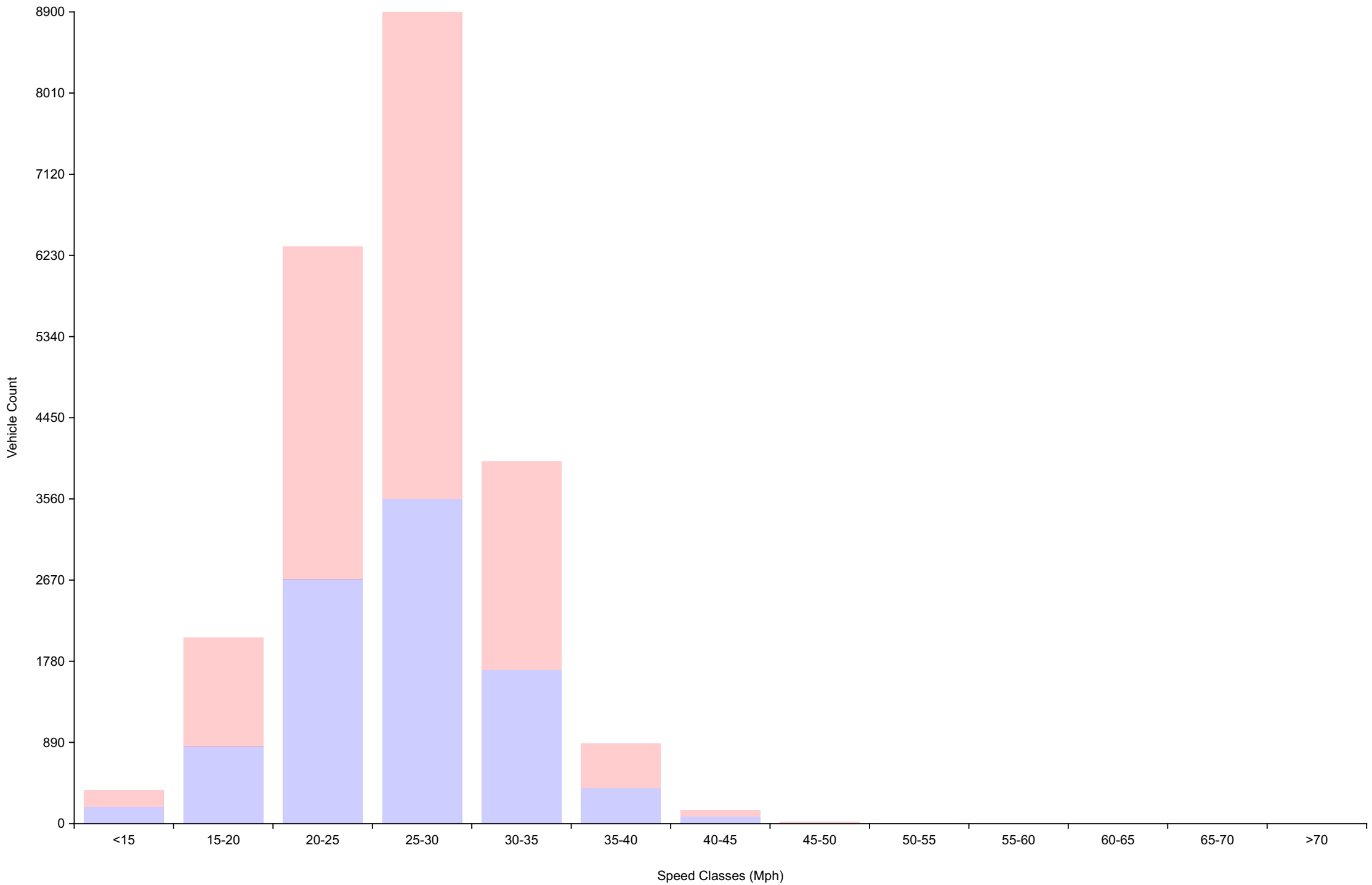
# Vehicle Counts By Hour

Traffic Overview from Wed Oct 26 2022 to Wed Nov 16 2022  
(60 Minute Resolution)



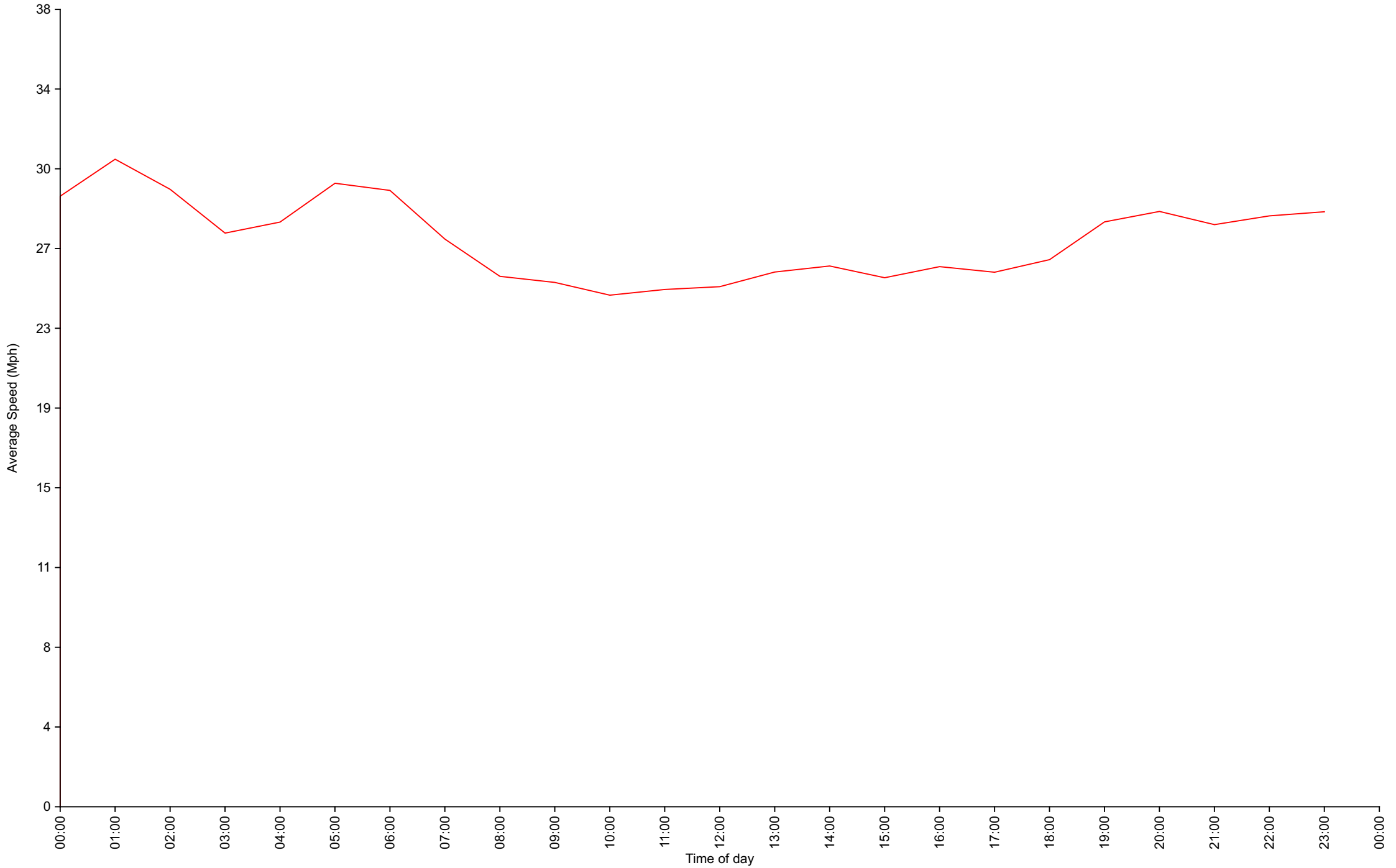
# Vehicle Counts By Speed Class

## Traffic Overview from Wed Oct 26 2022 to Wed Nov 16 2022



# Average Speed By Hour

Traffic Overview from Wed Oct 26 2022 to Wed Nov 16 2022  
(60 Minute Resolution)



# Cumulative Speed Distribution Curve

Traffic Overview from Wed Oct 26 2022 to Wed Nov 16 2022

