

# Traffic Report

Traffic Overview from Sat Oct 8 2022 to Sat Oct 15 2022

## Vehicle Speed Classes (Mph)

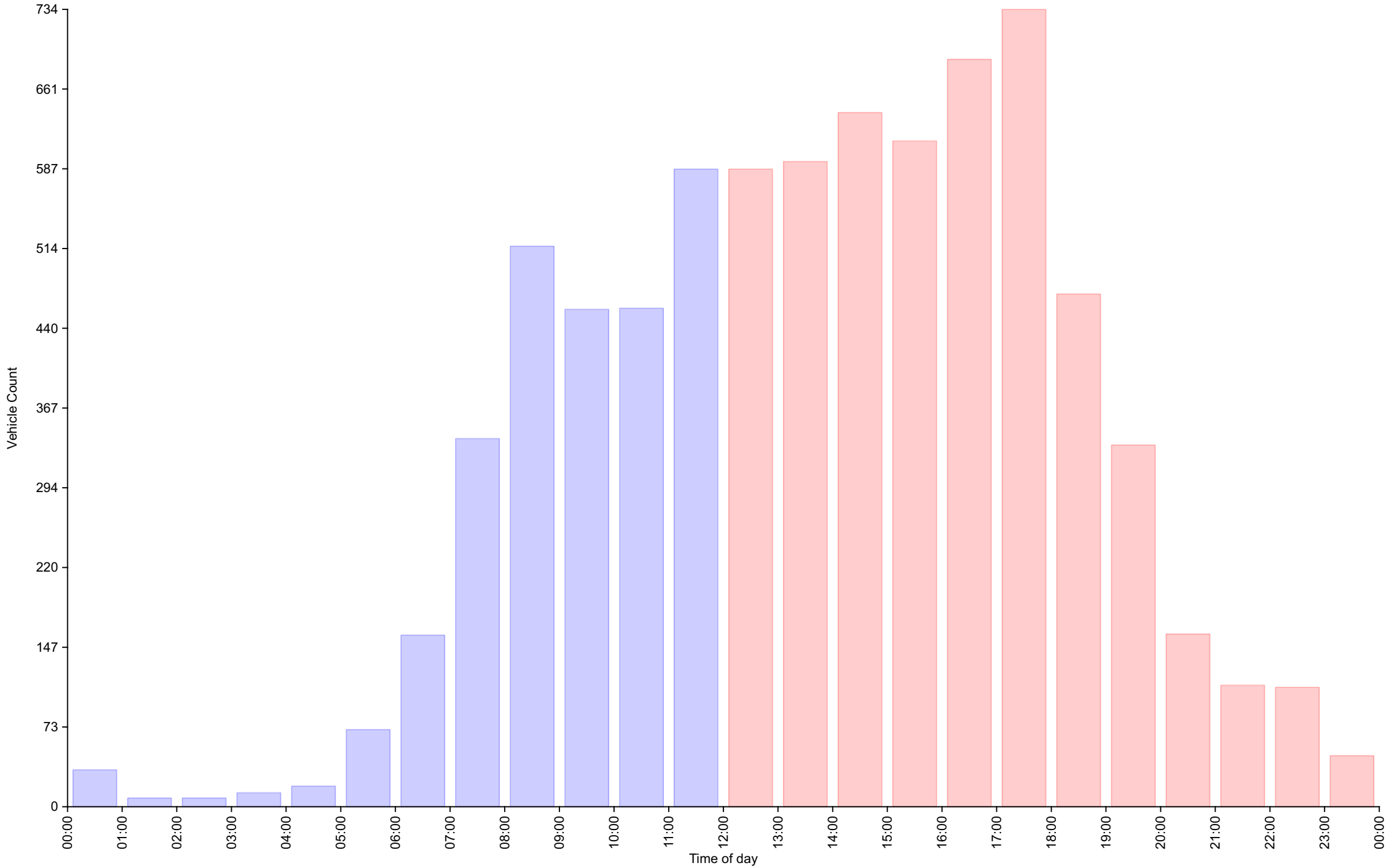
	<15	15 20	20 25	25 30	30 35	35 40	40 45	45 50	50 55	55 60	60 65	65 70	>70	Total	85th Percentile
00:00	0	2	7	16	6	2	0	1	0	0	0	0	0	34	30.9
01:00	0	0	0	8	0	0	0	0	0	0	0	0	0	8	28.6
02:00	0	0	0	3	4	1	0	0	0	0	0	0	0	8	32.8
03:00	0	1	2	1	7	2	0	0	0	0	0	0	0	13	34.1
04:00	0	0	4	7	5	2	1	0	0	0	0	0	0	19	<b>34.1</b>
05:00	2	8	18	28	9	2	<b>2</b>	<b>2</b>	0	0	0	0	0	71	29.9
06:00	4	24	59	49	21	1	0	0	0	0	0	0	0	158	28.8
07:00	12	49	139	111	<b>25</b>	3	0	0	0	0	0	0	0	339	27.7
08:00	20	80	252	<b>138</b>	20	<b>6</b>	0	0	0	0	0	0	0	516	26.4
09:00	12	85	221	119	18	2	1	0	0	0	0	0	0	458	26.2
10:00	19	75	239	107	18	1	0	0	0	0	0	0	0	459	26.1
11:00	<b>23</b>	<b>95</b>	<b>335</b>	118	16	0	0	0	0	0	0	0	0	<b>587</b>	25.4
12:00	22	102	308	133	21	1	0	0	0	0	0	0	0	587	25.8
13:00	26	95	289	154	27	3	0	0	0	0	0	0	0	594	26.6
14:00	26	132	312	146	19	3	1	0	0	0	0	0	0	639	25.5
15:00	31	124	300	142	14	2	0	0	0	0	0	0	0	613	25.5
16:00	22	<b>143</b>	333	166	22	2	0	0	0	0	0	0	0	688	26.0
17:00	<b>54</b>	111	<b>348</b>	<b>194</b>	22	5	0	0	0	0	0	0	0	<b>734</b>	26.0
18:00	23	67	223	118	<b>33</b>	<b>8</b>	0	0	0	0	0	0	0	472	26.9
19:00	13	51	131	113	20	5	0	0	0	0	0	0	0	333	27.4
20:00	2	12	72	52	19	1	1	0	0	0	0	0	0	159	28.7
21:00	4	8	41	36	17	2	<b>2</b>	<b>1</b>	<b>1</b>	0	0	0	0	112	30.1
22:00	1	5	52	30	14	5	1	1	0	<b>1</b>	0	0	0	110	<b>30.1</b>
23:00	1	2	22	17	3	2	0	0	0	0	0	0	0	47	28.3
AM Total	92	419	<b>1276</b>	705	149	22	4	3	0	0	0	0	0		
PM Total	225	852	<b>2431</b>	1301	231	39	5	2	1	1	0	0	0		
Total	317	1271	<b>3707</b>	2006	380	61	9	5	1	1	0	0	0		
Percent	4.09%	16.38%	<b>47.78%</b>	25.86%	4.90%	0.79%	0.12%	0.06%	0.01%	0.01%	0.00%	0.00%	0.00%		

Time of day

Total Vehicles : 7758  
 30th Percentile : 20.2 MPH  
 50th Percentile : 22.2 MPH  
 85th Percentile : 26.5 MPH  
 95th Percentile : 29.5 MPH  
 Average Speed : 22.7 MPH  
 Highest Speed : 58.5 MPH  
 Total Over Speed Limit : 79.5 % (6170 / 7758)

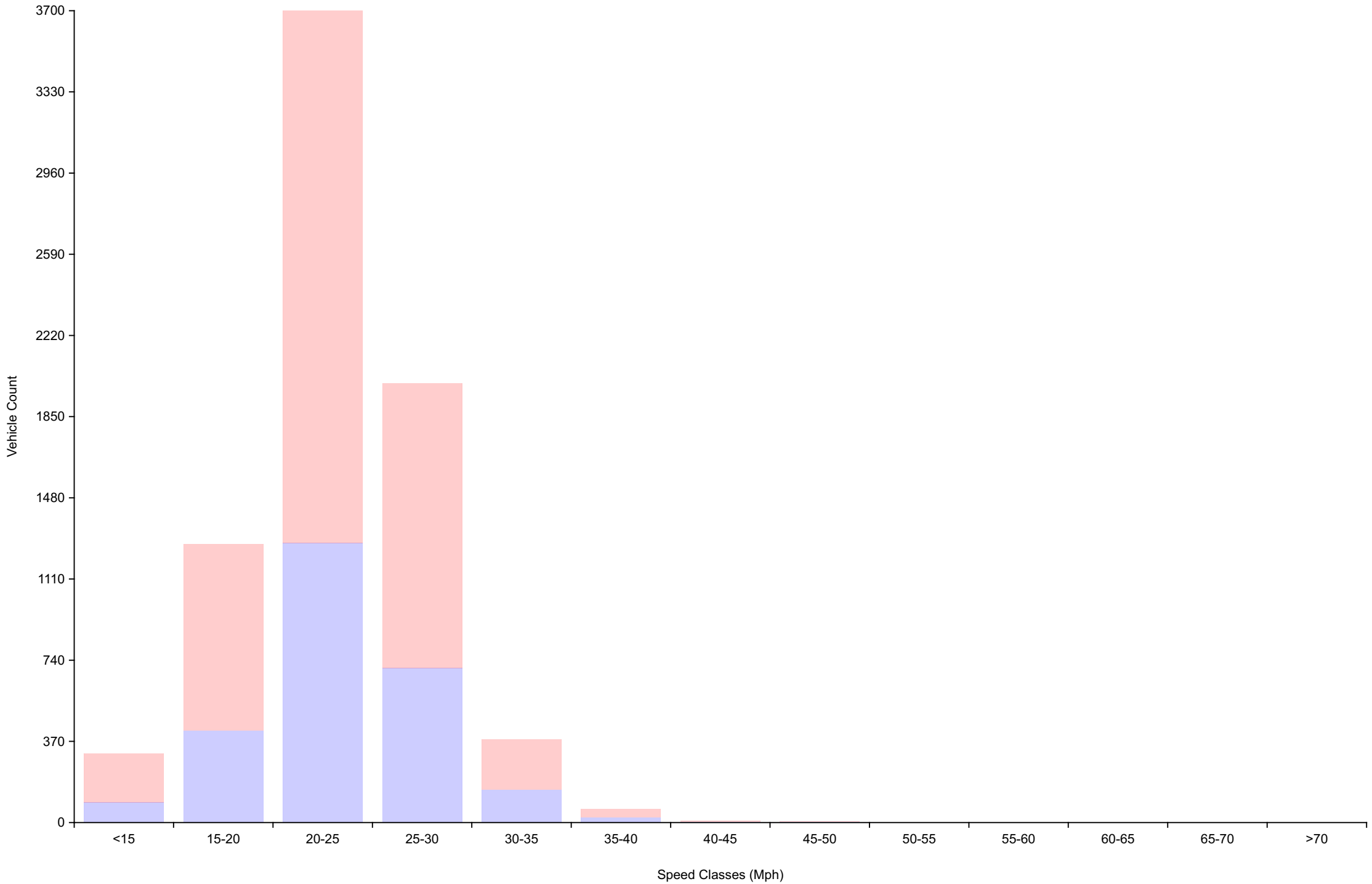
# Vehicle Counts By Hour

Traffic Overview from Sat Oct 8 2022 to Sat Oct 15 2022  
(60 Minute Resolution)



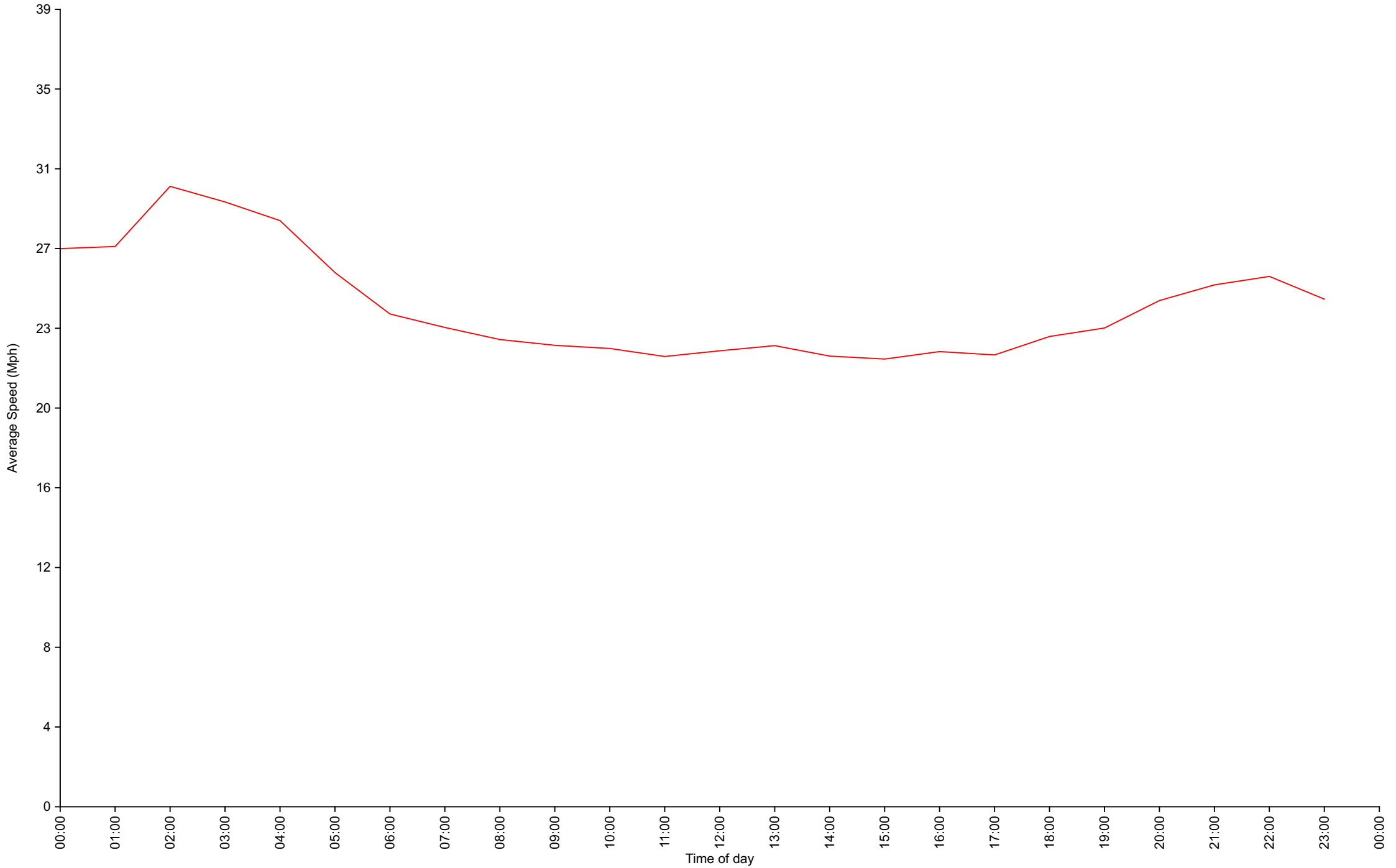
# Vehicle Counts By Speed Class

Traffic Overview from Sat Oct 8 2022 to Sat Oct 15 2022



# Average Speed By Hour

Traffic Overview from Sat Oct 8 2022 to Sat Oct 15 2022  
(60 Minute Resolution)



# Cumulative Speed Distribution Curve

## Traffic Overview from Sat Oct 8 2022 to Sat Oct 15 2022

