

Traffic Report

Traffic Overview from Tue Sep 13 2022 to Mon Sep 26 2022

Vehicle Speed Classes (Mph)

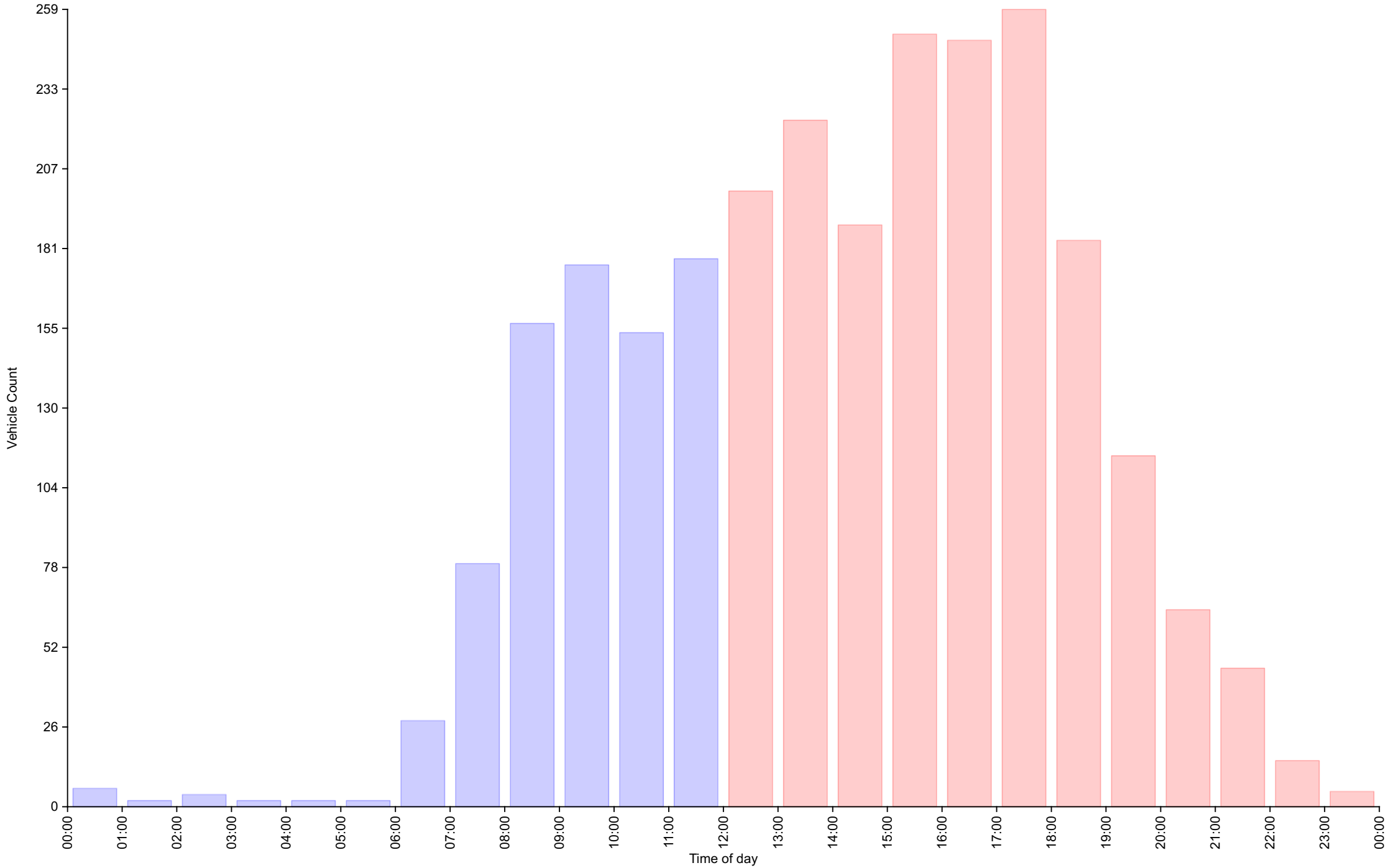
	<15	15 20	20 25	25 30	30 35	35 40	40 45	45 50	50 55	55 60	60 65	65 70	>70	Total	85th Percentile
00:00	1	1	1	1	1	1	0	0	0	0	0	0	0	6	30.6
01:00	1	0	0	1	0	0	0	0	0	0	0	0	0	2	20.0
02:00	0	1	2	1	0	0	0	0	0	0	0	0	0	4	23.6
03:00	0	1	1	0	0	0	0	0	0	0	0	0	0	2	19.8
04:00	0	0	0	2	0	0	0	0	0	0	0	0	0	2	26.4
05:00	1	0	1	0	0	0	0	0	0	0	0	0	0	2	17.7
06:00	1	6	9	12	0	0	0	0	0	0	0	0	0	28	25.4
07:00	3	20	36	19	1	0	0	0	0	0	0	0	0	79	25.4
08:00	20	54	66	14	3	0	0	0	0	0	0	0	0	157	23.4
09:00	23	62	72	17	2	0	0	0	0	0	0	0	0	176	23.2
10:00	27	58	51	17	1	0	0	0	0	0	0	0	0	154	23.5
11:00	28	55	68	25	2	0	0	0	0	0	0	0	0	178	24.0
12:00	22	61	92	23	2	0	0	0	0	0	0	0	0	200	23.6
13:00	22	57	99	38	7	0	0	0	0	0	0	0	0	223	24.8
14:00	22	59	80	21	7	0	0	0	0	0	0	0	0	189	24.0
15:00	42	104	82	21	2	0	0	0	0	0	0	0	0	251	22.6
16:00	39	63	112	30	5	0	0	0	0	0	0	0	0	249	23.9
17:00	15	61	138	41	4	0	0	0	0	0	0	0	0	259	24.7
18:00	10	52	81	34	6	1	0	0	0	0	0	0	0	184	25.4
19:00	17	44	46	6	0	1	0	0	0	0	0	0	0	114	22.5
20:00	16	22	22	2	1	1	0	0	0	0	0	0	0	64	22.5
21:00	11	13	14	7	0	0	0	0	0	0	0	0	0	45	24.3
22:00	7	4	4	0	0	0	0	0	0	0	0	0	0	15	19.6
23:00	2	2	0	1	0	0	0	0	0	0	0	0	0	5	20.0
AM Total	105	258	307	109	10	1	0	0	0	0	0	0	0		
PM Total	225	542	770	224	34	3	0	0	0	0	0	0	0		
Total	330	800	1077	333	44	4	0	0	0	0	0	0	0		
Percent	12.75%	30.91%	41.62%	12.87%	1.70%	0.15%	0.00%	0.00%	0.00%	0.00%	0.00%	0.00%	0.00%		

Time of day

Total Vehicles : 2588
 30th Percentile : 17.4 MPH
 50th Percentile : 19.7 MPH
 85th Percentile : 24.0 MPH
 95th Percentile : 26.7 MPH
 Average Speed : 19.8 MPH
 Highest Speed : 38.4 MPH
 Total Over Speed Limit : 56.3 % (1458 / 2588)

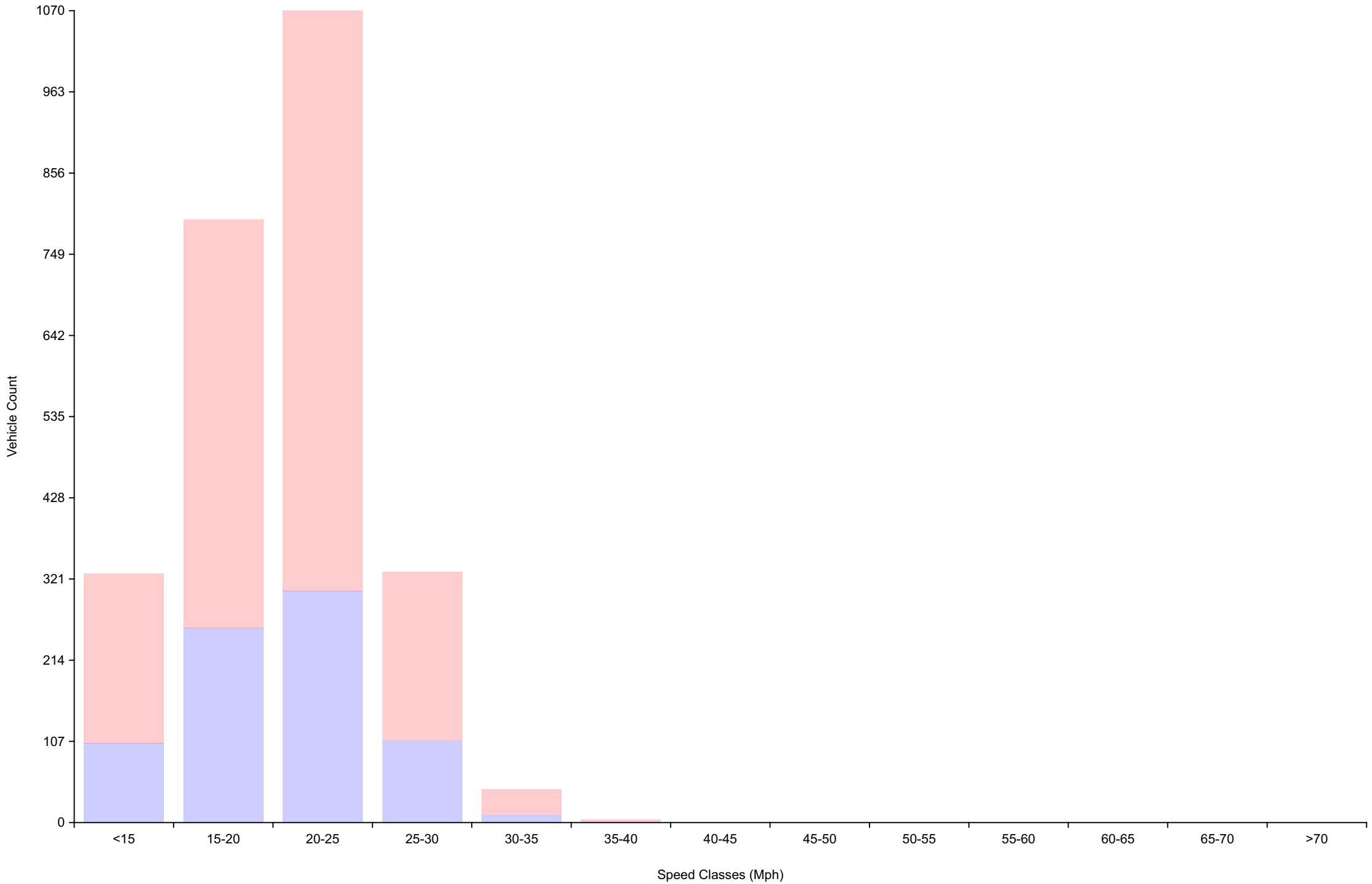
Vehicle Counts By Hour

Traffic Overview from Tue Sep 13 2022 to Mon Sep 26 2022
(60 Minute Resolution)



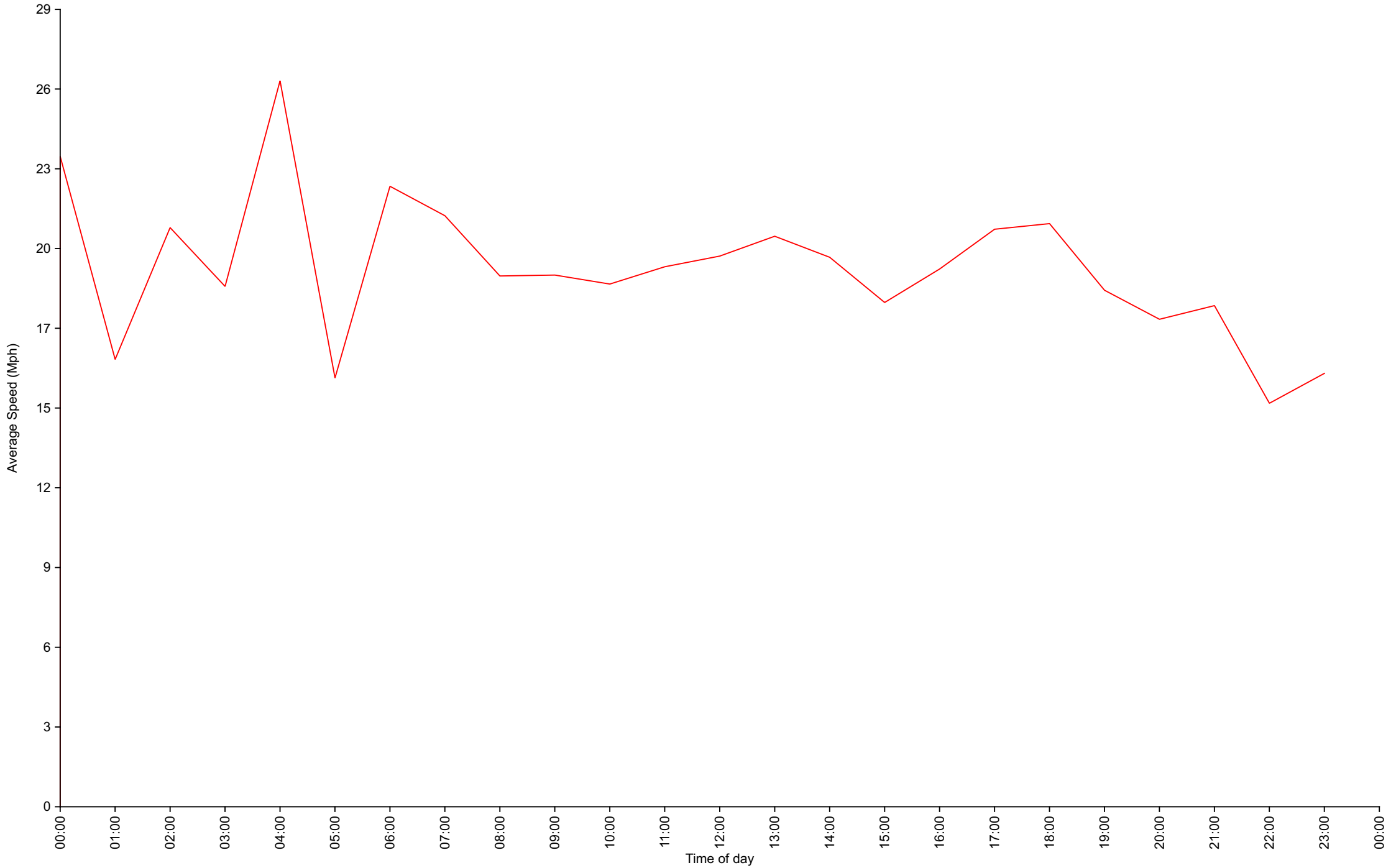
Vehicle Counts By Speed Class

Traffic Overview from Tue Sep 13 2022 to Mon Sep 26 2022



Average Speed By Hour

Traffic Overview from Tue Sep 13 2022 to Mon Sep 26 2022
(60 Minute Resolution)



Cumulative Speed Distribution Curve

Traffic Overview from Tue Sep 13 2022 to Mon Sep 26 2022

