

Traffic Report

Traffic Overview from Wed Apr 20 2022 to Mon May 2 2022

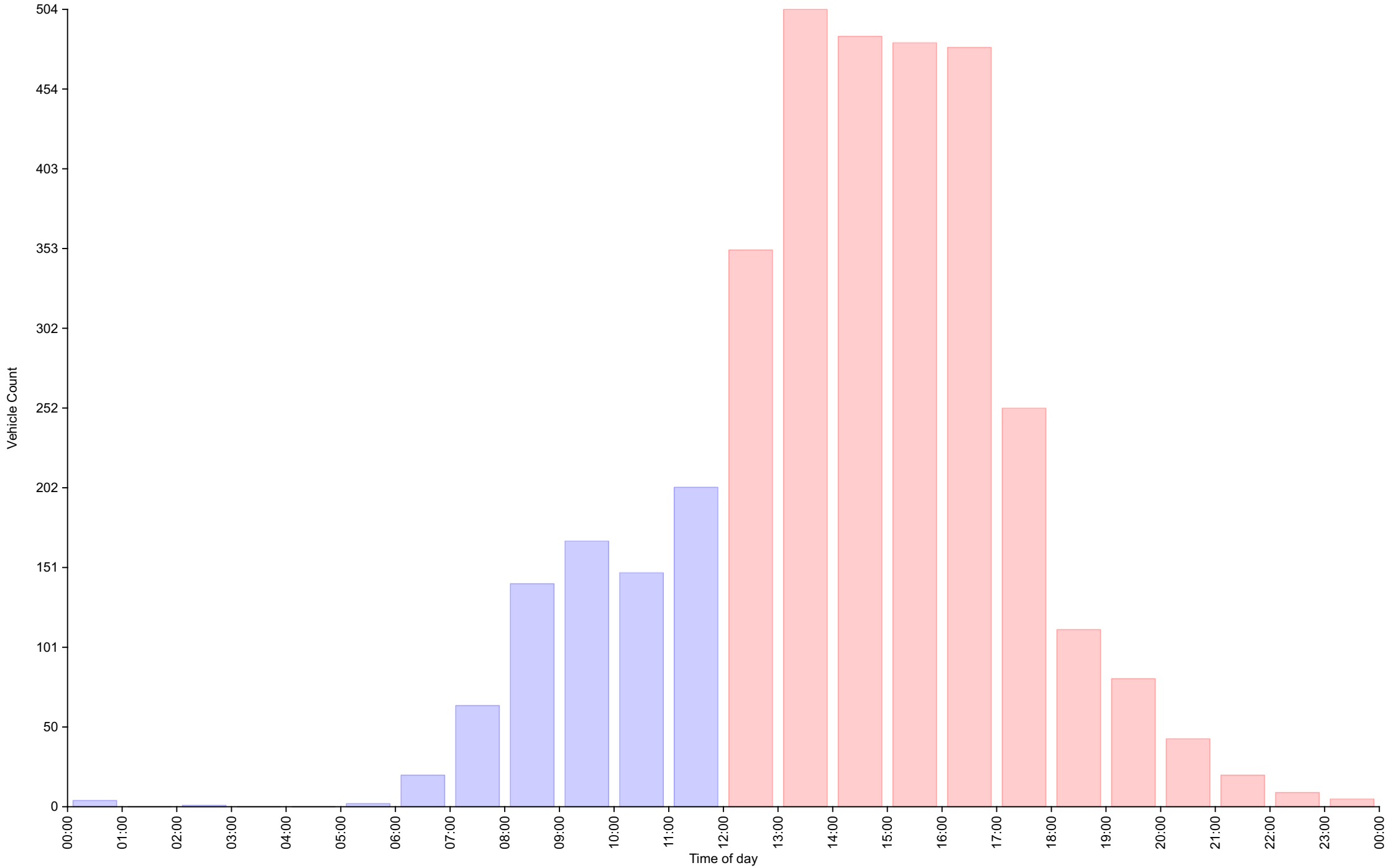
Vehicle Speed Classes (Mph)

	<15	15 20	20 25	25 30	30 35	35 40	40 45	45 50	50 55	55 60	60 65	65 70	>70	Total	85th Percentile
00:00	0	0	0	0	0	1	0	1	1	1	0	0	0	4	53.0
01:00	0	0	0	0	0	0	0	0	0	0	0	0	0	0	0.0
02:00	0	0	0	0	0	0	1	0	0	0	0	0	0	1	41.3
03:00	0	0	0	0	0	0	0	0	0	0	0	0	0	0	0.0
04:00	0	0	0	0	0	0	0	0	0	0	0	0	0	0	0.0
05:00	0	0	0	0	0	0	1	1	0	0	0	0	0	2	45.5
06:00	0	1	0	2	3	4	5	4	1	0	0	0	0	20	47.0
07:00	0	2	1	2	4	19	17	16	3	0	0	0	0	64	46.4
08:00	2	3	8	17	17	26	40	22	5	1	0	0	0	141	45.1
09:00	1	3	20	25	21	35	34	21	6	2	0	0	0	168	44.8
10:00	3	9	20	23	24	30	25	12	1	1	0	0	0	148	42.6
11:00	11	29	41	20	26	29	31	9	4	2	0	0	0	202	40.7
12:00	12	41	149	53	26	39	22	8	2	0	0	0	0	352	36.5
13:00	11	90	233	65	29	27	28	15	3	3	0	0	0	504	34.1
14:00	18	98	220	71	18	21	21	14	5	1	0	0	0	487	31.3
15:00	4	94	215	59	30	27	31	14	7	0	2	0	0	483	35.8
16:00	6	80	181	59	36	49	42	21	5	1	0	0	0	480	38.8
17:00	6	17	80	31	24	28	31	26	8	1	0	0	0	252	43.1
18:00	2	1	9	9	15	26	30	14	5	1	0	0	0	112	45.1
19:00	0	3	8	6	8	15	19	17	4	1	0	0	0	81	46.3
20:00	1	3	7	4	6	4	7	6	3	0	2	0	0	43	48.3
21:00	0	0	1	0	5	7	2	3	1	1	0	0	0	20	46.0
22:00	0	0	0	0	2	2	3	1	0	0	0	0	1	9	43.9
23:00	0	0	0	0	1	1	2	0	0	1	0	0	0	5	47.0
AM Total	17	47	90	89	95	144	154	86	21	7	0	0	0		
PM Total	60	427	1103	357	200	246	238	139	43	10	4	0	1		
Total	77	474	1193	446	295	390	392	225	64	17	4	0	1		
Percent	2.15%	13.25%	33.34%	12.47%	8.24%	10.90%	10.96%	6.29%	1.79%	0.48%	0.11%	0.00%	0.03%		

Total Vehicles : 3578
 30th Percentile : 21.1 MPH
 50th Percentile : 24.3 MPH
 85th Percentile : 40.7 MPH
 95th Percentile : 46.2 MPH
 Average Speed : 28.7 MPH
 Highest Speed : 72.3 MPH

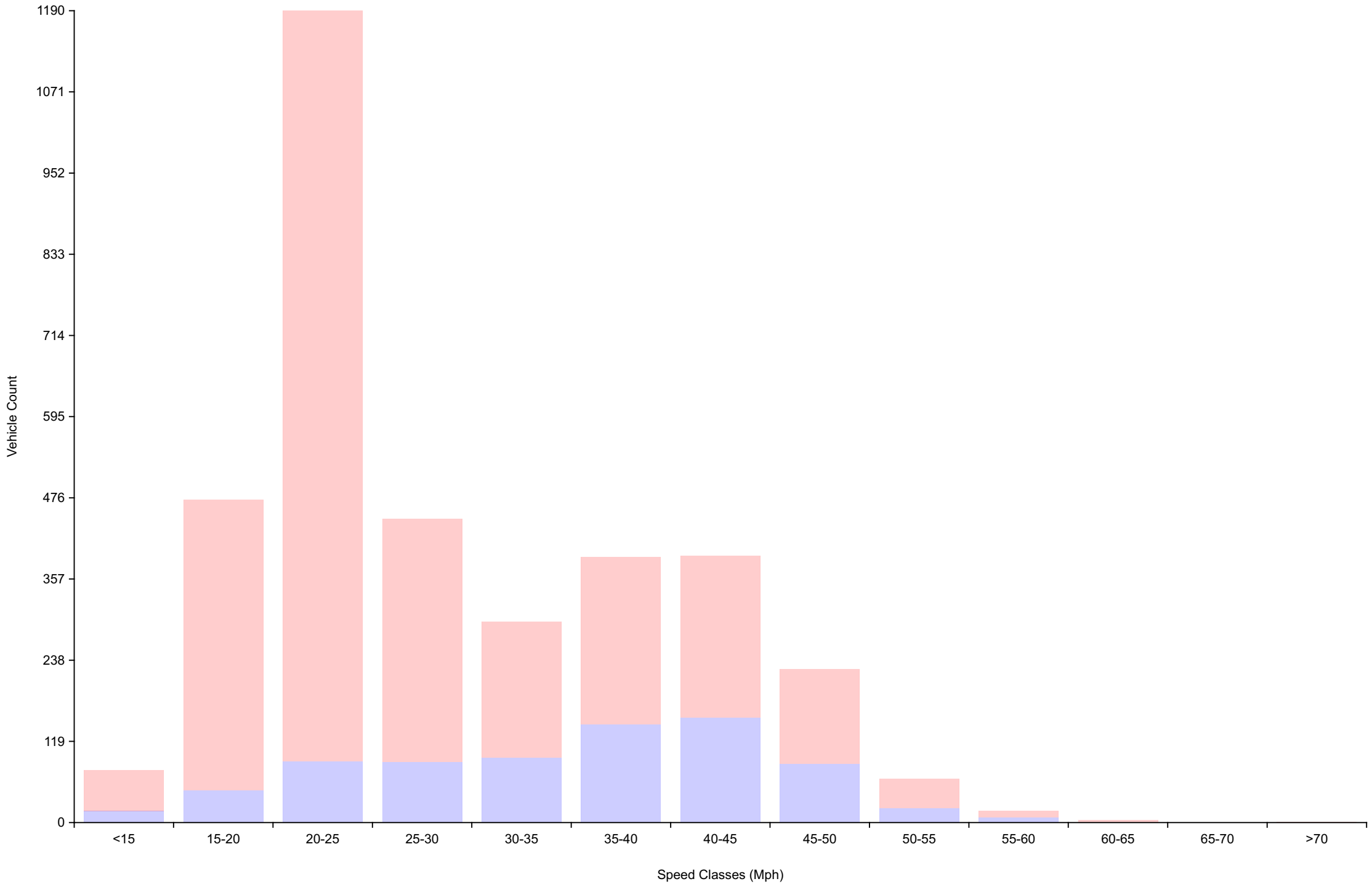
Vehicle Counts By Hour

Traffic Overview from Wed Apr 20 2022 to Mon May 2 2022
(60 Minute Resolution)



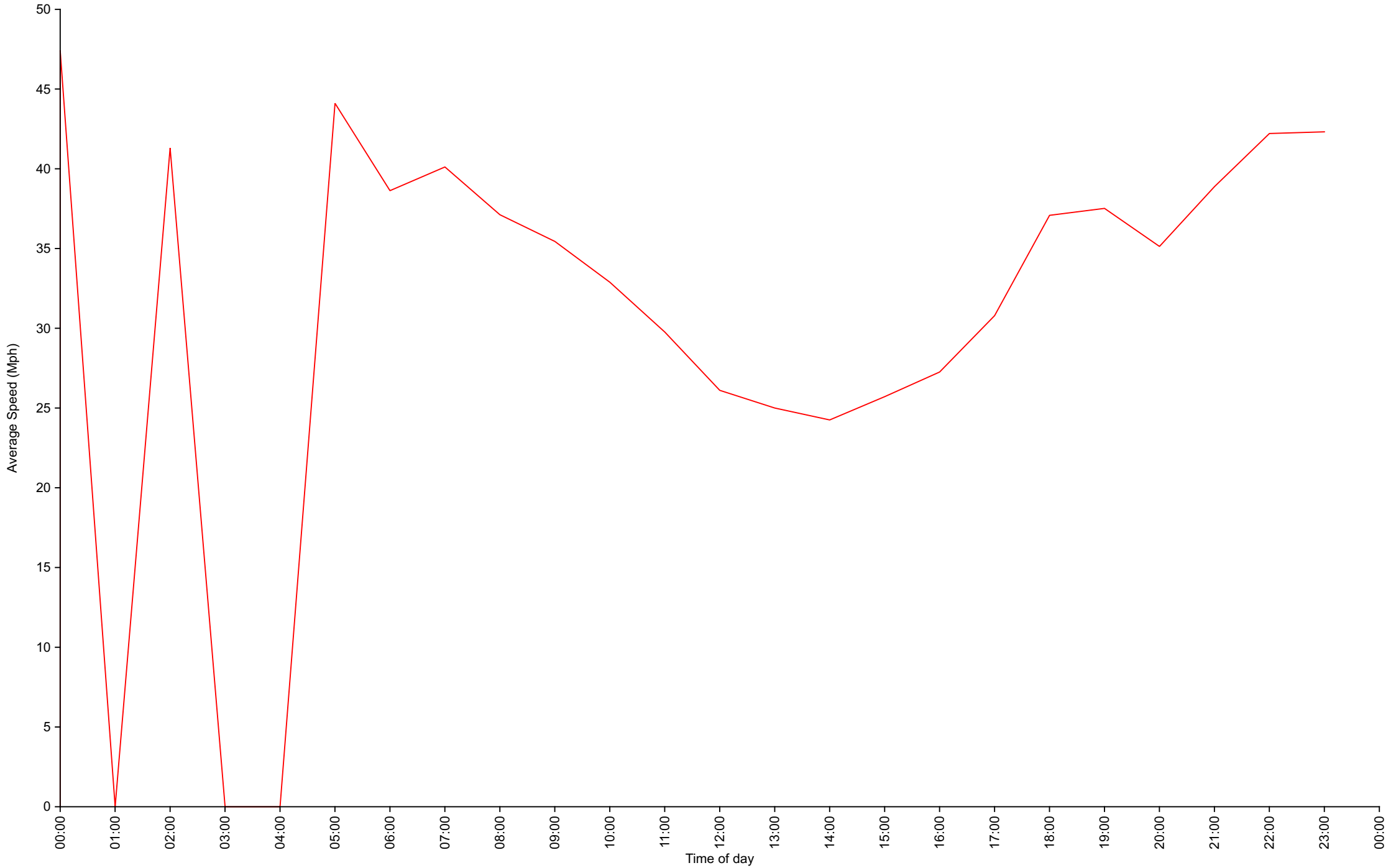
Vehicle Counts By Speed Class

Traffic Overview from Wed Apr 20 2022 to Mon May 2 2022



Average Speed By Hour

Traffic Overview from Wed Apr 20 2022 to Mon May 2 2022
(60 Minute Resolution)



Cumulative Speed Distribution Curve

Traffic Overview from Wed Apr 20 2022 to Mon May 2 2022

